

QUESTIONNAIRE

Start of Block: Introduction

CONSENT Thank you for accepting our survey request. The information you provide will be used for research purposes. The following form contains an explanation of our study and your rights as a research participant.

RESEARCH PARTICIPANT CONSENT FORM

Key Information: Please take the time to review this information carefully. This is a research study. Your participation in this study is voluntary, which means you may choose not to participate at any time without penalty. If you decide to take part, please indicate so at the bottom of this form.

Purpose: Our goal for this research survey is to track consumer preferences, behaviors, and sentiments concerning the sustainability, quality, and price of food purchased and consumed in the last 30 days.

Procedures: This web-based survey will take about 15 minutes to complete. You will answer questions about topics like your food security, food expenditures, and food preferences. We also ask some basic demographic questions.

Risks of Participation: The risks associated with this study are minimal. They are not greater than those ordinarily encountered in daily life, and you may stop at any time. Importantly, this survey has a number of questions embedded in it as validity checks to ensure that you are not a robot and are fully reading and answering each question. A unique combination of answers to those questions may result in your survey being rejected.

Benefits: This study will help researchers track consumer demand for various food products, understand awareness of food-related issues, and anticipate the impact of current events or activities on the food system.

Costs: There are no anticipated costs to participate in this research.

Confidentiality: No one will have access to your name. At no point will a data file be constructed in which your name is linked with your responses. The data will be stored by the researchers with no intention to destroy the data. The data will only be released in summaries in which no individual's answers can be identified. The project's research records may be reviewed by departments at Purdue University responsible for regulatory and research oversight.

Participant Rights: Your participation in this study is voluntary. You may choose not to participate or, if you agree to participate, you may withdraw your participation at any time without penalty or loss of benefits to which you are otherwise entitled. However, you cannot withdraw the collected data, once the data is transferred to Purdue University's computers.

Contact Information: If you have questions or comments about this project, please contact the survey manager Sam Polzin at (802) 275-5025 or spolzin@purdue.edu or principal investigator Dr. Jayson Lusk at (765) 494-4191 or jlusk@purdue.edu. To send an anonymous report, visit Purdue's

Hotline at www.purdue.edu/hotline. If you have questions about your rights while taking part in the study or have concerns about the treatment of research participants, please call the Human Research Protection Program at (765) 494-5942, email irb@purdue.edu, or write to: Human Research Protection Program - Purdue University Ernest C. Young Hall, Room 1032, 155 S. Grant St., West Lafayette, IN 47907-2114.

Documentation of Informed Consent: I have read and fully understand the consent form. By clicking below, I am indicating that I freely and voluntarily agree to participate in this study and acknowledge that I am at least 18 years of age. It is recommended that you print a copy of this consent page for your records before you begin.

- Yes, I want to participate in this study. (1)
- No, I do not want to participate in this study. (2)

End of Block: Introduction

Start of Block: Quotas

QUO1 What is your age?

- 17 years or younger (1)
- 18 - 24 years old (2)
- 25 - 34 years old (3)
- 35 - 44 years old (4)
- 45 - 54 years old (5)
- 55 - 64 years old (6)
- 65 - 74 years old (7)
- 75 years or older (8)

QUO2 Do you describe yourself as male, female, or transgender?

- Male (1)
- Female (2)
- Transgender (3)
- None of these (4)

QUO3 What is your race? (select all that apply)

- White (1)
- Black or African American (2)
- American Indian or Alaska Native (3)
- Asian Indian (4)

- Chinese (5)
- Filipino (6)
- Japanese (7)
- Korean (8)
- Vietnamese (9)
- Other Asian (10)
- Native Hawaiian (11)
- Guamanian or Chamorro (12)
- Samoan (13)
- Other Pacific Islander (14)
- Some other race (15)

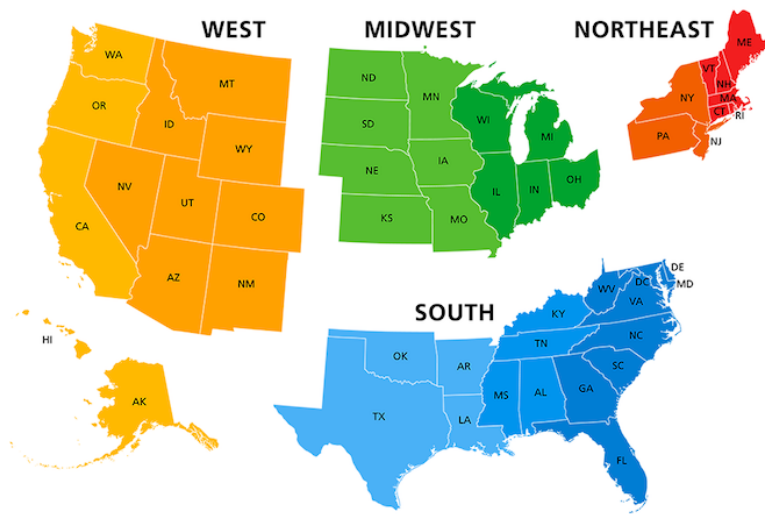
QUO4 Are you of Hispanic, Latino, or Spanish origin?

- No, not of Hispanic, Latino, or Spanish origin (1)
- Yes, Mexican, Mexican American, Chicano (2)
- Yes, Puerto Rican (3)
- Yes, Cuban (4)
- Yes, another Hispanic, Latino, or Spanish origin (5)

QUO5 In 2021, what was your total household income before taxes?

- Less than \$15,000 (1)
- \$15,000 - \$24,999 (2)
- \$25,000 - \$34,999 (3)
- \$35,000 - \$49,999 (4)
- \$50,000 - \$74,999 (5)
- \$75,000 - \$99,999 (6)
- \$100,000 - \$149,999 (7)
- \$150,000 - \$199,999 (8)
- \$200,000 or more (9)

QUO6 In which region do you live?



UNITED STATES CENSUS REGIONS

- o Northeast (1)
- o Midwest (2)
- o South (3)
- o West (4)
- o Outside the U.S. (5)

End of Block: Quotas

Start of Block: Sustainability

SUS1 Reflect on your own diet and your experience purchasing food in recent weeks. Think about the food you plan to buy over the next few weeks. Do you expect to make any changes? Please tell us which of the following statements apply to you and your food.

- Buy mostly whole fruits, vegetables, grains, nuts, and beans (1)
- Avoid most highly processed foods that have empty calories (2)
- Buy a diversity of foods with many different fats, proteins, vitamins, etc. (3)
- Avoid buying too much food and creating food waste (4)
- Buy foods with lower land, water, and greenhouse gas footprints (5)
- Avoid highly packaged foods and single-use plastics (6)
- Buy food that is produced humanely for both animals and workers (7)
- Avoid food businesses that are unfair or exploitative in their practices (8)
- Buy food that fits my cultural or customary diet (9)

- Buy food that is affordable and fits my budget (10)
- Buy food from stores and restaurants where I have lots of options (11)
- Buy food whenever and wherever I want it (12)
- Buy enough food to last so that I don't go hungry (13)
- Avoid low quality foods that are not desirable or nourishing (14)
- Buy food that is safe and free of dangerous chemicals or bacteria (15)
- Buy tasty food that is pleasing and satisfying to me (16)
- Buy visually appealing food that looks good to me (17)
- Buy food that makes me feel good, physically and mentally (18)
 - o No, and I don't expect to in the next 6 months (0)
 - o No, but I want to start in the next 6 months (1)
 - o I want to and I plan to start in the next month (2)
 - o Yes, but I only started within the last 6 months (3)
 - o Yes, and I have for more than 6 months (4)

Start of Block: Values

VAL1 How important are the following attributes when purchasing food? Based on a total of 100 points, please rank the importance of these attributes to you, allocating the most points to the category you consider the most important. NOTE: You must allocate exactly 100 points to proceed.

Nutrition
(amount and type of fat, protein, vitamins, etc. are healthy and nourishing) : _____ (1)

Environmental impact
(production and consumption improve rather than damage environment) : _____ (2)

Social responsibility
(farmers, processors, retailers, workers, animals and consumers all benefit) : _____ (3)

Affordability
(food prices are reasonable, fit within your budget, and allow you lots of choices) : _____ (4)

Availability
(enough safe and desirable food is easy to find and physically accessible) : _____ (5)

Taste
(flavor and texture in your mouth are pleasing and high quality) : _____ (6)

Total : _____

End of Block: Values

Start of Block: Satisfaction

SAT1 Taking all things together, would you say you are...

- Very happy (1)
- Rather happy (2)
- Not very happy (3)
- Not at all happy (4)

SAT2 Now imagine a ladder with steps numbered from 0 at the bottom to 10 at the top. The top of the ladder represents the best possible life for you and the bottom of the ladder represents the worst possible life for you.

On which step of the ladder would you say you personally feel you stand at this time?

- 10 (10)
- 9 (9)
- 8 (8)
- 7 (7)
- 6 (6)
- 5 (5)
- 4 (4)
- 3 (3)
- 2 (2)
- 1 (1)
- 0 (0)

SAT3 Taking all things in your diet together, and thinking about the food you bought and ate in the LAST 30 DAYS, would you say you are...

- Very happy (1)
- Rather happy (2)
- Not very happy (3)
- Not at all happy (4)

SAT4 Now imagine a ladder with steps numbered from 0 at the bottom to 10 at the top. The top of the ladder represents the best possible diet for you and the bottom of the ladder represents the worst possible diet for you.

Thinking about the food you bought and ate over the LAST 30 DAYS, on which step of the ladder

would you say you personally feel you stand at this time?

- 10 (10)
- 9 (9)
- 8 (8)
- 7 (7)
- 6 (6)
- 5 (5)
- 4 (4)
- 3 (3)
- 2 (2)
- 1 (1)
- 0 (0)

SAT5 We appreciate your participation in this survey. Ensuring that we have quality data is important to us. Please select 3 to show that you are reading each question.

- 1 (1)
- 2 (2)
- 3 (3)
- 4 (4)

End of Block: Satisfaction

Start of Block: Security

These next questions are about the food eaten in your household in the LAST 30 DAYS and whether you were able to afford the food you need.

SEC1 "The food that (I/we) bought just didn't last, and (I/we) didn't have money to get more." Was this statement often, sometimes, or never true for your household in the LAST 30 DAYS?

- Often true (1)
- Sometimes true (2)
- Never true (3)
- Don't know (4)

SEC2 "(I/we) couldn't afford to eat balanced meals." Was this statement often, sometimes, or never true for your household in the LAST 30 DAYS?

- Often true (1)

- Sometimes true (2)
- Never true (3)
- Don't know (4)

SEC3 In the LAST 30 DAYS did you or other adults in your household ever cut the size of your meals or skip meals because there wasn't enough money for food?

- Yes (1)
- No (2)
- Don't know (3)

Display This Question:
If SEC3 = 1

SEC4 In the LAST 30 DAYS, how many days did you or other adults in your household cut the size of your meals or skip meals because there wasn't enough money for food?

▼ 1 (1) ... Don't know (31)

SEC5 In the LAST 30 DAYS, did you ever eat less than you felt you should because there wasn't enough money for food?

- Yes (1)
- No (2)
- Don't know (3)

SEC6 In the LAST 30 DAYS, were you ever hungry but didn't eat because there wasn't enough money for food?

- Yes (1)
- No (2)
- Don't know (3)

SEC7 In the LAST 30 DAYS, did you or anyone in your household get free groceries from a food pantry, food bank, church, or other place that provides free food?

- Yes (1)
- No (2)

SEC8 Do you or does anyone in your household CURRENTLY receive benefits from the Supplemental Nutrition Assistance Program (SNAP) or the Food Stamp Program?

- Yes (1)
- No (2)

Display This Question:

If SEC8 = 1

SEC9 How many months have you or anyone in your household been receiving benefits from the Supplemental Nutrition Assistance Program (SNAP) or the Food Stamp Program?

▼ 1 or less (1) ... 24 or more (24)

Display This Question:

If SEC8 = 2

SEC10 Have you or anyone in your household EVER received benefits from the Supplemental Nutrition Assistance Program (SNAP) or the Food Stamp Program?

Yes (1)

No (2)

End of Block: Security

Start of Block: Spending

Now we are going to ask about expenses for food your household has purchased in the LAST 30 DAYS. Think carefully about where you have shopped and what you have eaten recently.

SPN1 How much of the shopping for food do you do for your household?

100% (1)

75% (2)

50% (3)

25% (4)

None (5)

SPN2 What has been your household's usual WEEKLY expense for food bought during grocery shopping?

▼ \$0 (1) ... \$400 or more (81)

SPN3 Where did your household last purchase or pick up groceries?

Superstore (1)

Grocery store (2)

Convenience store (3)

Farmers market (4)

Food bank or pantry (5)

Specialty or natural foods store (6)

Other (specify) (7) _____

SPN4 Were your last groceries...

- Selected and bought in-store (1)
- Selected and bought online and delivered (2)
- Selected and bought online and picked up (3)
- Other (specify) (4) _____

Display This Question:

If SPN4 != 2

SPN5 Which of the following best describes your household's last trip to purchase or pick up groceries?

- Direct trip (from home to the store) (1)
- Indirect trip (from the office, errands, or another location to the store) (2)

Display This Question:

If SPN4 != 2

SPN6 How long did you or someone in your household travel to purchase or pick up your last groceries?

▼ 5 minutes or less (1) ... 1 hour or more (12), Don't know (13)

Display This Question:

If SPN4 != 2

SPN7 How did you or someone in your household get to the store?

- Car (1)
- Walk (2)
- Bicycle (3)
- Bus, subway, or other public transit (4)
- Taxi, Uber, or other paid driver (5)

SPN8 How long did you or someone in your household spend shopping for your last groceries?
Note: Estimate time spent shopping online if your groceries were delivered.

▼ 5 minutes or less (1) ... 1 hour or more (12), Don't know (13)

SPN9 In the LAST 30 DAYS, how many times did you or someone in your household go to the store to purchase or pick up groceries?

▼ 1 or less (1) ... 10 or more (10), Don't know (11)

SPN10 What has been your household's usual WEEKLY expense for meals or snacks from restaurants, fast food places, cafeterias, carryout, or other such places?

▼ \$0 (1) ... \$400 or more (81)

Display This Question:
If SPN7 != 1

SPN11 What share of your spending on meals or snacks from restaurants, fast food places, cafeterias, etc. came from the following? Please divide 100 points between these options.

Restaurant (dine-in) : _____ (1)

Restaurant (take-away) : _____ (2)

Restaurant (delivery) : _____ (3)

Fast food (dine-in) : _____ (4)

Fast food (take-away/drive-through) : _____ (5)

Fast food (delivery) : _____ (6)

Cafeteria : _____ (7)

Other : _____ (8)

Total : _____

SPN12 In the LAST 7 DAYS, how many meals did you eat away from home that were purchased from restaurants, fast food places, cafeterias, carryout, or other such places?

▼ 0 (1) ... 21 or more (22)

SPN13 How many days until you or someone in your household receives your next paycheck from a job, benefit from the government, or any other source of income?

▼ 0 (1) ... Don't know (32)

SPN14 Will your household have to wait until your next payment to buy groceries again?

Yes (1)

No (2)

SPN15 Will your household have to wait until your next payment to eat out at a restaurant again?

Yes (1)

No (2)

SPN16 Compared to last year at this time, are the prices you paid for food at the grocery store higher or lower?

▼ 10% lower or more (1) ... 10% higher or more (21)

SPN17 Thinking ahead to next year at this time, do you expect the prices you pay for food at the grocery store to be higher or lower?

▼ 10% lower or more (1) ... 10% higher or more (21)

Display This Question:

Randomly present to 50% of respondents

SPN18_1 Imagine you have made a shopping list and are shopping for your typical basket of groceries. Generally, what brands of groceries are you most likely to buy when choosing the items on your list?

- o Brand name items that will cost \$100 (e.g., Coke, Campbell's, Kellogg's, Tyson, Smucker's) (1)
- o Generic/store brand items that will cost \$85 (e.g., Great Value, Private Selection, Kirkland) (2)

Display This Question:

Randomly present to 50% of respondents

SPN18_2 Imagine you have made a shopping list and are shopping for your typical basket of groceries. Generally, what brands of groceries are you most likely to buy when choosing the items on your list?

- o Brand name items that will cost \$100 (e.g., Coke, Campbell's, Kellogg's, Tyson, Smucker's) (1)
- o Generic/store brand items that will cost \$70 (e.g., Great Value, Private Selection, Kirkland) (2)

End of Block: Spending

Start of Block: Behaviors

BEH1 Below are several statements about common shopping and eating habits. For each statement, please tell us how often that statement applied to you in the LAST 30 DAYS.

- Chose organic foods over non-organic foods (1)
- Chose local foods over non-local foods (2)
- Chose cage-free eggs over conventional eggs (3)
- Chose wild-caught fish over farm-raised fish (4)
- Chose grass-fed beef over conventional beef (5)
- Chose plant-based proteins over animal proteins (6)
- Chose generic foods over brand foods (7)
- Checked for GMO ingredients (8)
- Checked for natural or clean labels (9)
- Checked the nutrition label before buying new foods (10)
- Checked where my food originated (11)
- Checked how my food was produced (12)
- Checked the use-by/sell-by date at the store (13)

Checked for food recalls (14)

Ate fruits or vegetables without washing them (15)

Ate rare or undercooked meat (16)

Ate raw dough or batter (17)

Took steps to reduce food waste at home (18)

Threw away food past the use-by date (19)

Composted food scraps (20)

Recycled food packaging (21)

- Never (1)
- Rarely (2)
- Sometimes (3)
- Often (4)
- Always (5)
- Does not apply (6)

BEH2 Are you a vegetarian or a vegan?

- Yes (1)
- No (2)

BEH3 Is another member of your household vegetarian or vegan?

- Yes (1)
- No (2)
- Does not apply (3)

BEH4 How often does your household eat home-cooked meals on a WEEKLY basis?

- Less than 1 time (1)
- 1 - 3 times (2)
- 4 - 6 times (3)
- 7 or more times (4)

BEH5 Do you CURRENTLY grow your own food in a garden?

- Yes, I am growing food in a home garden (1)
- Yes, I am growing food in a community garden (2)

- o No, but I plan to start growing food in a garden this year (3)
- o No, and I do not plan to start growing food in a garden this year (4)

End of Block: Behaviors

Start of Block: Trends

TND1 In the LAST 30 DAYS, have you been unable to find a specific food product at the stores where you usually shop?

- o Yes (specify) (1) _____
- o No (2)

TND2 In the LAST 30 DAYS, have you noticed any new food products on the shelves at the grocery store?

- o Yes (specify) (1) _____
- o No (2)

TND3 In the LAST 30 DAYS, have you removed from your diet or tried to limit your intake of a specific food, drink, nutrient, ingredient, or brand?

- o Yes (specify) (1) _____
- o No (2)

TND4 Food prices have risen about 12% over the past year. How have you changed your grocery shopping? (select up to three items that most apply)

- Little or no change (1)
- Switched to cheaper brands (2)
- Switched to generic brands (3)
- Shopped at cheaper stores (4)
- Sought out more sales and discounts (5)
- Used more coupons (6)
- Spent more time searching better prices online (7)
- Bought more bulk foods (8)
- Bought more staple foods like pasta or beans (9)
- Bought fewer non-essential foods like ice cream (10)
- Bought fewer premium foods like meat or fruit (11)
- Spent less on other goods like clothes or electronics to maintain food consumption (12)

TND5 When purchasing foods, snacks, beverages, and ingredients for your holiday celebrations this

year, which one retailer will receive most of your spending?

- Walmart (1)
- Target (2)
- Kroger (3)
- Aldi (4)
- Costco (5)
- H-E-B (6)
- Publix (7)
- Meijer (8)
- Sam's Club (9)
- Amazon (10)
- Safeway (11)
- Whole Foods (12)
- Trader Joe's (13)
- Albertsons (14)
- WinCo (15)
- Hy-Vee (16)
- Stop & Shop (17)
- Wegman's (18)
- Other (specify) (19) _____

TND6 Have you been worried about being able to afford holiday gifts this year?

- Yes (1)
- No (2)

Display This Question:
If TND6 = 1

TND7 How have you changed your holiday spending to fit your budget? (select up to three items that most apply)

- Spent less on gifts (1)
- Spent less on groceries (2)
- Spent less on restaurants and takeout (3)

Canceled or changed travel plans (4)

Used credit cards more (5)

Used 'buy now, pay later' services more (6)

Used more savings (7)

Spent less on personal goods like clothes, books, etc. (8)

Spent less on personal services like babysitting, dry cleaning, etc. (9)

Put off other large expenses like car repairs, home improvements, etc. (10)

Shopped at discount stores more (11)

Other (specify) (12)

End of Block: Trends

Start of Block: Beliefs

BLF1 To what extent do you agree or disagree with the following statements?

Genetically modified food is safe to eat (1)

Organic food is more nutritious than non-organic food (2)

Local food is better for the environment (3)

Grass-fed beef tastes better than grain-fed beef (4)

Food with deoxyribonucleic acid is unsafe to eat (5)

Eating less meat is better for the environment (6)

Gluten-free food is healthier for you (7)

Agriculture is a significant contributor to climate change (8)

Plant-based milk is healthier than dairy milk (9)

Climate change will impact food prices (10)

Please select 'strongly agree' to show you are paying attention (11)

- Strongly disagree (1)
- Somewhat disagree (2)
- Neither agree nor disagree (3)
- Somewhat agree (4)
- Strongly agree (5)

End of Block: Beliefs

Start of Block: Agriculture

The following questions ask for your opinion regarding the relative importance and strength of the evidence regarding major aspects of the U.S. food system, by ranking the options from 1 to 5 (where 1 is most important). If you do not have an opinion, you may skip the question. If you do answer, you can state your confidence in that ranking on a 1-10 scale (where 10 is the highest possible certainty).

AGR1 What do you believe are the greatest threats to the continued ability of U.S. farmers to produce food for Americans and the world, over the next 20-30 years?

- _____ Climate change (e.g. heat waves, drought and floods, storm intensity) (1)
- _____ Resource depletion (e.g. soil degradation, loss of access to irrigation water) (2)
- _____ Biodiversity loss (e.g. too few crop varieties, loss of pollinators or ecosystem function) (3)
- _____ Economic viability (e.g. labor scarcity, high input costs, low output prices) (4)
- _____ Government regulation (e.g. on land use, crop inputs, & livestock practices) (5)

AGR2 How confident are you in your ranking, on a scale of 1 (the least confident) to 10 (the most confident)?

AGR3 What do you believe are the greatest threats to the overall wellbeing of Americans caused by how the U.S. food supply is produced, over the next 20-30 years?

- _____ Harms from greenhouse gas emissions (e.g., CO₂ and methane), loss of carbon sinks (1)
- _____ Harms from crop chemicals (e.g., fertilizer runoff, pesticides & herbicides residues) (2)
- _____ Harms from bacteria and antibiotic resistance (including bacteria affecting food safety) (3)
- _____ Harms from food manufacturing (including added salt & sugar or packaging chemicals) (4)
- _____ Harms from animal welfare (considering Americans' interest in both people and animals) (5)

AGR4 How confident are you in your ranking, on a scale of 1 (the least confident) to 10 (the most confident)?

The following questions ask for your opinion regarding whether the following changes would improve or worsen various aspects of agriculture and food production in the United States. If you do not have an opinion you, may skip the question.

On balance, for the sustainability of agricultural production over the coming 20-30 years, what do you expect would be the effect of:

AGR5 A larger fraction of farmland managed with older methods, instead of the latest techniques.

- Greatly worsen (1)
- Slightly worsen (2)

- o Not alter (3)
- o Slightly improve (4)
- o Much improve (5)

AGR6 A larger fraction of farms being more diversified, defined here as producing more than 3 different crop and livestock species.

- o Greatly worsen (1)
- o Slightly worsen (2)
- o Not alter (3)
- o Slightly improve (4)
- o Much improve (5)

AGR7 A larger fraction of food was produced closer to consumers, for example within the same region or state of the U.S.

- o Greatly worsen (1)
- o Slightly worsen (2)
- o Not alter (3)
- o Slightly improve (4)
- o Much improve (5)

AGR8 A larger fraction of food was produced in ways that would meet the requirements of USDA organic certification.

- o Greatly worsen (1)
- o Slightly worsen (2)
- o Not alter (3)
- o Slightly improve (4)
- o Much improve (5)

AGR9 How confident are you in your ranking, on a scale of 1 (the least confident) to 10 (the most confident)?

The following questions comprise a different set.

On balance, for the wellbeing of Americans, taking account of how changes would affect all of our concerns, what do you expect would be the effect of:

AGR10 Using more restrictive standards than we now have to limit subtherapeutic antibiotic use.

- Greatly worsen (1)
- Slightly worsen (2)
- Not alter (3)
- Slightly improve (4)
- Much improve (5)

AGR11 Using more restrictive standards than we now have to limit use of genetically modified organisms.

- Greatly worsen (1)
- Slightly worsen (2)
- Not alter (3)
- Slightly improve (4)
- Much improve (5)

AGR12 Using more restrictive standards than we now have to limit use of crop chemicals, including fertilizers, pesticides and herbicides.

- Greatly worsen (1)
- Slightly worsen (2)
- Not alter (3)
- Slightly improve (4)
- Much improve (5)

AGR13 How confident are you in your ranking, on a scale of 1 (the least confident) to 10 (the most confident)?

End of Block: Agriculture

Start of Block: Demographics

This last section is going to ask additional questions about you and your household.

DEM1 What is your ZIP Code?

DEM2 In what year were you born?

▼ 1920 (1) ... 2020 (101)

DEM3 Where were you born?

- In the United States (1)
- Outside the United States (specify) (2) _____

DEM4 Do you speak a language other than English at home?

- Yes (specify) (1) _____
- No (2)

DEM5 What is your current marital status?

- Now married (1)
- Widowed (2)
- Divorced (3)
- Separated (4)
- Never married (5)

DEM6 What is the highest level of education you have completed?

- Less than high school (1)
- Some high school (2)
- High school graduate or equivalent (for example: GED) (3)
- Some college, but degree not received or is in progress (4)
- 2-year college degree (for example: AA, AS) (5)
- 4-year college degree (for example: BA, BS) (6)
- Graduate degree (for example: MA, PhD, MD, JD) (7)

DEM7 Are you currently a student enrolled at a college or university?

- Yes (1)
- No (2)

DEM8 How many total people (including yourself) live in your household?

▼ 1 (1) ... 10 or more (10)

DEM9 How many people under 18 years old currently live in your household?

▼ 0 (0) ... 10 or more (10)

Display This Question:

If DEM9 != 0

DEM10 In your household, are there...

Children under 5 years old? (1)

Children 5 through 11 years old? (2)

Children 12 through 17 years old? (3)

DEM11 In the LAST WEEK, did you work for pay at a job (or business)?

- Yes (1)
- No (2)

DEM12 During the LAST 4 WEEKS, have you been actively looking for work?

- Yes (1)
- No (2)

DEM13 Are you retired (receive pension or retirement-income)?

- No (1)
- Yes, but still working and consider myself a worker (2)
- Yes, still working but consider myself a retiree (3)
- Yes, full-time retiree (4)

DEM14 During the LAST 4 WEEKS, what was your household income?

- Less than \$2,000 (1)
- \$2,000 - \$2,999 (2)
- \$3,000 - \$3,999 (3)
- \$4,000 - \$4,999 (4)
- \$5,000 - \$5,999 (5)
- \$6,000 - \$6,999 (6)
- \$7,000 - \$7,999 (7)
- \$8,000 - \$8,999 (8)
- \$9,000 - \$9,999 (9)
- \$10,000 or above (10)

DEM15 Do you currently farm or ranch for a living?

- Yes (1)
- No (2)

DEM16 Did your parents farm or ranch for a living?

- o Yes (1)
- o No (2)

DEM17 What is your religion, if any?

- o Protestant (1)
- o Roman Catholic (2)
- o Mormon (3)
- o Orthodox such as Greek or Russian Orthodox (4)
- o Jewish (5)
- o Muslim (6)
- o Buddhist (7)
- o Hindu (8)
- o Atheist (9)
- o Agnostic (10)
- o Something else (11)
- o Nothing in particular (12)

DEM18 In general, would you describe your political views as...

- o Very liberal (1)
- o Liberal (2)
- o Moderate (3)
- o Conservative (4)
- o Very conservative (5)

DEM19 With which political party do you most identify?

- o Democratic (1)
- o Republican (2)
- o I am an independent (3)
- o Other (for example: Green, Libertarian) (4)

DEM20 What is your weight in pounds?

▼ 50 (1) ... 400 (351)

DEM21 What is the ideal weight in pounds that you would like to reach or keep?

▼ 50 (1) ... 400 (351)

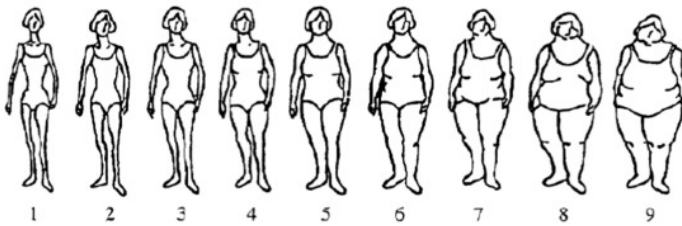
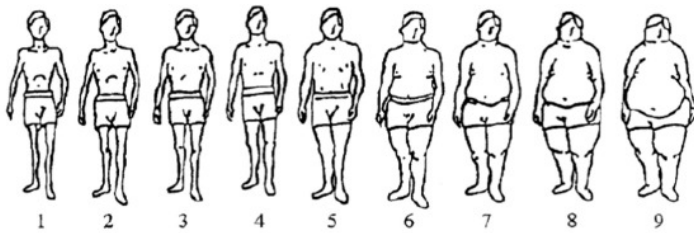
DEM22 What is your height in feet and inches?

▼ 4ft (1) ... 7ft (37)

DEM23 In general, would you say your health is...

- Excellent (1)
- Very good (2)
- Good (3)
- Fair (4)
- Poor (5)
- Don't know (6)

DEM24 Please choose the figure that reflects how you think you look.



- 1 (1)
- 2 (2)
- 3 (3)
- 4 (4)
- 5 (5)
- 6 (6)
- 7 (7)
- 8 (8)
- 9 (9)