

QUESTIONNAIRE

Start of Block: Introduction

CONSENT Thank you for accepting our survey request. The information you provide will be used for research purposes. The following form contains an explanation of our study and your rights as a research participant.

RESEARCH PARTICIPANT CONSENT FORM

Key Information: Please take the time to review this information carefully. This is a research study. Your participation in this study is voluntary, which means you may choose not to participate at any time without penalty. If you decide to take part, please indicate so at the bottom of this form.

Purpose: Our goal for this research survey is to track consumer preferences, behaviors, and sentiments concerning the sustainability, quality, and price of food purchased and consumed in the last 30 days.

Procedures: This web-based survey will take about 15 minutes to complete. You will answer questions about topics like your food security, food expenditures, and food preferences. We also ask some basic demographic questions.

Risks of Participation: The risks associated with this study are minimal. They are not greater than those ordinarily encountered in daily life, and you may stop at any time. Importantly, this survey has a number of questions embedded in it as validity checks to ensure that you are not a robot and are fully reading and answering each question. A unique combination of answers to those questions may result in your survey being rejected.

Benefits: This study will help researchers track consumer demand for various food products, understand awareness of food-related issues, and anticipate the impact of current events or activities on the food system.

Costs: There are no anticipated costs to participate in this research.

Confidentiality: No one will have access to your name. At no point will a data file be constructed in which your name is linked with your responses. The data will be stored by the researchers with no intention to destroy the data. The data will only be released in summaries in which no individual's answers can be identified. The project's research records may be reviewed by departments at Purdue University responsible for regulatory and research oversight.

Participant Rights: Your participation in this study is voluntary. You may choose not to participate or, if you agree to participate, you may withdraw your participation at any time without penalty or loss of benefits to which you are otherwise entitled. However, you cannot withdraw the collected data, once the data is transferred to Purdue University's computers.

Contact Information: If you have questions or comments about this project, please contact the survey manager Elijah Bryant at ehbryant@purdue.edu or principal investigator Dr. Joseph Balagtas at (765) 494-4298 or balagtas@purdue.edu. To send an anonymous report, visit Purdue's Hotline

at www.purdue.edu/hotline. If you have questions about your rights while taking part in the study or have concerns about the treatment of research participants, please call the Human Research Protection Program at (765) 494-5942, email irb@purdue.edu, or write to: Human Research Protection Program - Purdue University Ernest C. Young Hall, Room 1032, 155 S. Grant St., West Lafayette, IN 47907-2114.

Documentation of Informed Consent: I have read and fully understand the consent form. By clicking below, I am indicating that I freely and voluntarily agree to participate in this study and acknowledge that I am at least 18 years of age. It is recommended that you print a copy of this consent page for your records before you begin.

- Yes, I want to participate in this study. (1)
- No, I do not want to participate in this study. (2)

End of Block: Introduction

Start of Block: Quotas

QUO1 What is your age?

- 17 years or younger (1)
- 18 - 24 years old (2)
- 25 - 34 years old (3)
- 35 - 44 years old (4)
- 45 - 54 years old (5)
- 55 - 64 years old (6)
- 65 - 74 years old (7)
- 75 years or older (8)

QUO2 Do you describe yourself as male, female, or transgender?

- Male (1)
- Female (2)
- Transgender (3)
- None of these (4)

QUO3 What is your race? (select all that apply)

- White (1)
- Black or African American (2)
- American Indian or Alaska Native (3)
- Asian Indian (4)

- Chinese (5)
- Filipino (6)
- Japanese (7)
- Korean (8)
- Vietnamese (9)
- Other Asian (10)
- Native Hawaiian (11)
- Guamanian or Chamorro (12)
- Samoan (13)
- Other Pacific Islander (14)
- Some other race (15)

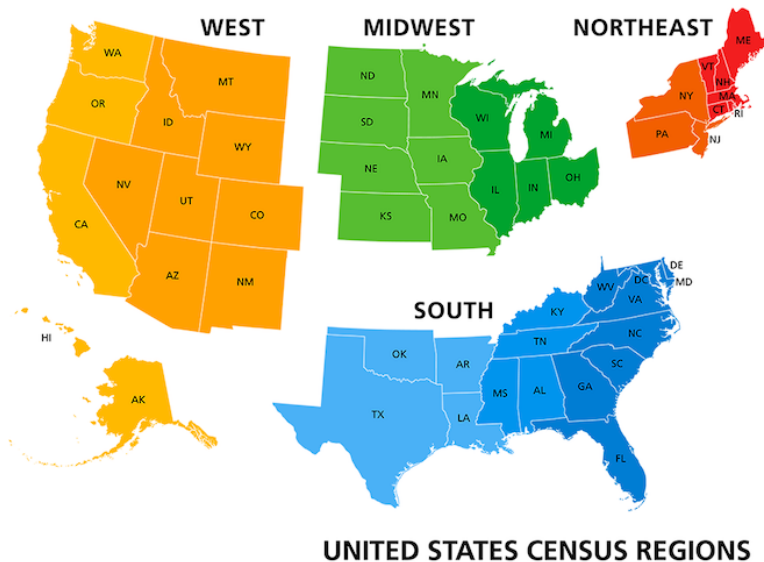
QUO4 Are you of Hispanic, Latino, or Spanish origin?

- No, not of Hispanic, Latino, or Spanish origin (1)
- Yes, Mexican, Mexican American, Chicano (2)
- Yes, Puerto Rican (3)
- Yes, Cuban (4)
- Yes, another Hispanic, Latino, or Spanish origin (5)

QUO5 In 2022, what was your total household income before taxes?

- Less than \$15,000 (1)
- \$15,000 - \$24,999 (2)
- \$25,000 - \$34,999 (3)
- \$35,000 - \$49,999 (4)
- \$50,000 - \$74,999 (5)
- \$75,000 - \$99,999 (6)
- \$100,000 - \$149,999 (7)
- \$150,000 - \$199,999 (8)
- \$200,000 or more (9)

QUO6 In which region do you live?



- o Northeast (1)
- o Midwest (2)
- o South (3)
- o West (4)
- o Outside the U.S. (5)

End of Block: Quotas

Start of Block: Values

VAL1 How important are the following attributes when purchasing food? Based on a total of 100 points, please rank the importance of these attributes to you, allocating the most points to the category you consider the most important. NOTE: You must allocate exactly 100 points to proceed.

Nutrition
(amount and type of fat, protein, vitamins, etc. are healthy and nourishing) : _____ (1)

Environmental impact
(production and consumption improve rather than damage environment) : _____ (2)

Social responsibility
(farmers, processors, retailers, workers, animals and consumers all benefit) : _____ (3)

Affordability
(food prices are reasonable, fit within your budget, and allow you lots of choices) : _____ (4)

Availability
(enough safe and desirable food is easy to find and physically accessible) : _____ (5)

Taste

(flavor and texture in your mouth are pleasing and high quality) : _____ (6)

Total : _____

End of Block: Values

Start of Block: Risk

RSK1 How do you evaluate yourself: Are you in general a more risk-taking person or do you try to avoid risks? Please respond on a scale of 0 (risk averse) to 10 (fully prepared to take risks).

- Risk averse 0 (1)
- 1 (2)
- 2 (3)
- 3 (4)
- 4 (5)
- 5 (6)
- 6 (7)
- 7 (8)
- 8 (9)
- 9 (10)
- Fully prepared to take risks 10 (11)

RSK2 One can evaluate different areas of risk in different ways. How do you evaluate your attitude towards risk in the following areas? Please respond on a scale of 0 (risk averse) to 10 (fully prepared to take risks).

Your health (1)

Food consumed at home (2)

Food consumed away from home (from restaurants, fast food places, etc.) (3)

- Risk averse 0 (1)
- 1 (2)
- 2 (3)
- 3 (4)
- 4 (5)
- 5 (6)
- 6 (7)

- 7 (8)
- 8 (9)
- 9 (10)
- Fully prepared to take risks 10 (11)

RSK3 How do you see yourself: Are you rather impatient or very patient? Please respond on a scale of 0 (very impatient) to 10 (very patient).

- Very impatient 0 (1)
- 1 (2)
- 2 (3)
- 3 (4)
- 4 (5)
- 5 (6)
- 6 (7)
- 7 (8)
- 8 (9)
- 9 (10)
- Very patient 10 (11)

End of Block: Risk

Start of Block: Security

These next questions are about the food eaten in your household in the LAST 30 DAYS and whether you were able to afford the food you need.

SEC1 "The food that (I/we) bought just didn't last, and (I/we) didn't have money to get more." Was this statement often, sometimes, or never true for your household in the LAST 30 DAYS?

- Often true (1)
- Sometimes true (2)
- Never true (3)
- Don't know (4)

SEC2 "(I/we) couldn't afford to eat balanced meals." Was this statement often, sometimes, or never true for your household in the LAST 30 DAYS?

- Often true (1)
- Sometimes true (2)

- Never true (3)
- Don't know (4)

SEC3 In the LAST 30 DAYS did you or other adults in your household ever cut the size of your meals or skip meals because there wasn't enough money for food?

- Yes (1)
- No (2)
- Don't know (3)

Display This Question:
If SEC3 = 1

SEC4 In the LAST 30 DAYS, how many days did you or other adults in your household cut the size of your meals or skip meals because there wasn't enough money for food?

▼ 1 (1) ... Don't know (31)

SEC5 In the LAST 30 DAYS, did you ever eat less than you felt you should because there wasn't enough money for food?

- Yes (1)
- No (2)
- Don't know (3)

SEC6 In the LAST 30 DAYS, were you ever hungry but didn't eat because there wasn't enough money for food?

- Yes (1)
- No (2)
- Don't know (3)

SEC7 In the LAST 30 DAYS, did you or anyone in your household get free groceries from a food pantry, food bank, church, or other place that provides free food?

- Yes (1)
- No (2)

SEC8 Do you or does anyone in your household CURRENTLY receive benefits from the Supplemental Nutrition Assistance Program (SNAP) or the Food Stamp Program?

- Yes (1)
- No (2)

Display This Question:
If SEC8 = 1

SEC9 How many months have you or anyone in your household been receiving benefits from the Supplemental Nutrition Assistance Program (SNAP) or the Food Stamp Program?

▼ 1 or less (1) ... 24 or more (24)

Display This Question:
If SEC8 = 2

SEC10 Have you or anyone in your household EVER received benefits from the Supplemental Nutrition Assistance Program (SNAP) or the Food Stamp Program?

- Yes (1)
- No (2)

End of Block: Security

Start of Block: Spending

Now we are going to ask about expenses for food your household has purchased in the LAST 30 DAYS. Think carefully about where you have shopped and what you have eaten recently.

SPN1 How much of the shopping for food do you do for your household?

- 100% (1)
- 75% (2)
- 50% (3)
- 25% (4)
- None (5)

SPN2 What has been your household's usual WEEKLY expense for food bought during grocery shopping?

▼ \$0 (1) ... \$400 or more (81)

SPN3 Where did your household last purchase or pick up groceries?

- Superstore (1)
- Grocery store (2)
- Convenience store (3)
- Farmers market (4)
- Food bank or pantry (5)
- Specialty or natural foods store (6)
- Other (specify) (7) _____
- Club store (e.g., Costco, Sam's Club) (8)

- o Discount or dollar store (e.g., Aldi, Dollar General, Dollar Tree) (9)

SPN4 Were your last groceries...

- o Selected and bought in-store (1)
- o Selected and bought online and delivered (2)
- o Selected and bought online and picked up (3)
- o Other (specify) (4) _____

Display This Question:
If SPN4 != 2

SPN5 Which of the following best describes your household's last trip to purchase or pick up groceries?

- o Direct trip (from home to the store) (1)
- o Indirect trip (from the office, errands, or another location to the store) (2)

Display This Question:
If SPN4 != 2

SPN6 How long did you or someone in your household travel to purchase or pick up your last groceries?

- ▼ 5 minutes or less (1) ... 1 hour or more (12), Don't know (13)

Display This Question:
If SPN4 != 2

SPN7 How did you or someone in your household get to the store?

- o Car (1)
- o Walk (2)
- o Bicycle (3)
- o Bus, subway, or other public transit (4)
- o Taxi, Uber, or other paid driver (5)

SPN8 How long did you or someone in your household spend shopping for your last groceries?
Note: Estimate time spent shopping online if your groceries were delivered.

- ▼ 5 minutes or less (1) ... 1 hour or more (12), Don't know (13)

SPN9 In the LAST 30 DAYS, how many times did you or someone in your household go to the store to purchase or pick up groceries?

- ▼ 1 or less (1) ... 10 or more (10), Don't know (11)

SPN10 What has been your household's usual WEEKLY expense for meals or snacks from

restaurants, fast food places, cafeterias, carryout, or other such places?

▼ \$0 (1) ... \$400 or more (81)

Display This Question:
If SPN7 != 1

SPN11 What share of your spending on meals or snacks from restaurants, fast food places, cafeterias, etc. came from the following? Please divide 100 points between these options.

Restaurant (dine-in) : _____ (1)

Restaurant (take-away) : _____ (2)

Restaurant (delivery) : _____ (3)

Fast food (dine-in) : _____ (4)

Fast food (take-away/drive-through) : _____ (5)

Fast food (delivery) : _____ (6)

Cafeteria : _____ (7)

Other : _____ (8)

Total : _____

SPN12 In the LAST 7 DAYS, how many meals did you eat away from home that were purchased from restaurants, fast food places, cafeterias, carryout, or other such places?

▼ 0 (1) ... 21 or more (22)

SPN13 How many days until you or someone in your household receives your next paycheck from a job, benefit from the government, or any other source of income?

▼ 0 (1) ... Don't know (32)

SPN14 Will your household have to wait until your next payment to buy groceries again?

Yes (1)

No (2)

SPN15 Will your household have to wait until your next payment to eat out at a restaurant again?

Yes (1)

No (2)

SPN16 Compared to last year at this time, are the prices you paid for food at the grocery store higher or lower?

▼ 10% lower or more (1) ... 10% higher or more (21)

SPN17 Thinking ahead to next year at this time, do you expect the prices you pay for food at the

grocery store to be higher or lower?

▼ 10% lower or more (1) ... 10% higher or more (21)

End of Block: Spending

Start of Block: Ad Hoc

AH1 Please think about the prices of goods and services your household typically purchases. How have prices for the following expenses changed in the past 12 months for you and your household.

NOTE: examples for each expense category are given in parentheses.

Randomly display responses

Housing (rent, mortgage) (1)

Food (groceries, food from restaurants, food from fast-food places) (2)

Transportation (fuel, maintenance, public transit) (3)

Utilities (gas, water, internet, electric) (4)

Childcare (daycare, nanny) (5)

Healthcare (medication, doctor's visits, dental, vision) (6)

Insurance (car insurance, home insurance, life insurance) (7)

Household items and supplies (toiletries, laundry detergent, tools) (8)

Education (college, children's college, books) (9)

Entertainment and leisure (vacations, concerts, movies, recreation) (10)

- o Decreased a lot (1)
- o Decreased a little (2)
- o No change (3)
- o Increased a little (4)
- o Increased a lot (5)
- o Does not apply (6)

AH2 Please think about the prices of goods and services your household typically purchases. For which of the following expenses have prices increased the most in the past 12 months?

Randomly display responses

o Housing (rent, mortgage) (1)

o Food (groceries, food from restaurants, food from fast-food places) (2)

o Transportation (fuel, maintenance, public transit) (3)

- o Utilities (gas, water, internet, electric) (4)
- o Childcare (daycare, nanny) (5)
- o Healthcare (medication, doctor's visits, dental, vision) (6)
- o Insurance (car insurance, home insurance, life insurance) (7)
- o Household items and supplies (toiletries, laundry detergent, tools) (8)
- o Education (college, children's college, books) (9)
- o Entertainment and leisure (vacations, concerts, movies, recreation) (10)

AH3 Have you or anyone in your household had to draw from savings or borrow money to purchase food in the past 12 months? For example: going into debt by building up a credit card balance to buy food.

- o Yes (1)
- o No (2)

AH4 Food prices have risen around 2.2% over the past year after rising around 8% between April 2022 and April 2023. How have you changed your grocery shopping over the past 12 months? (select up to three items that most apply)

- o Little or no change (1) [exclusive]
- o Switched to cheaper brands (2)
- o Switched to generic brands (3)
- o Shopped at cheaper stores (4)
- o Sought out more sales and discounts (5)
- o Used more coupons (6)
- o Spent more time searching better prices online (7)
- o Bought more bulk foods (8)
- o Bought more staple foods like pasta or beans (9)
- o Bought fewer non-essential foods like ice cream (10)
- o Bought fewer premium foods like meat or fruit (11)
- o Spent less on other goods like clothes or electronics to maintain food consumption (12)

AH5 Thinking about food prices over the past year, how much do you think each of the following has contributed to rising food prices in the U.S. over the past 12 months?

Companies taking advantage of economic conditions to increase profits (1)

Federal Reserve policies (interest rates and money supply) (2)

Federal government spending (3)

Harsh growing conditions for crops and animals caused by climate change (4)

Increases in labor costs such as wages (5)

Supply chain disruptions leading to food shortages (6)

International conflict (7)

Not at all (1)

Not much (2)

Some (3)

A lot (4)

AH6 Food prices have risen about 2.2% over the past year. Has your household's income/wages increased by 2.2% or more over the past 12 months?

NOTE: If you are unsure, you may use the tool below to calculate the percent change in income/wages from 12 months ago to now.

Yes (1)

No (2)

Percent change calculator

Please enter numbers without commas.

Example if using annual household income: \$50,000 is entered as 50000

Example if using an hourly wage: \$15.25 is entered as 15.25

NOTE: Use of this tool is voluntary. The income information you enter into this tool will not be recorded. Using this tool is not required to proceed in the survey.

Household income/wages 12 months ago _____

Current household income/wages _____

Percent change (%) _____

End of Block: Ad Hoc

Start of Block: Behaviors

BEH1 Below are several statements about common shopping and eating habits. For each statement, please tell us how often that statement applied to you in the LAST 30 DAYS.

Chose organic foods over non-organic foods (1)

Chose local foods over non-local foods (2)

- Chose cage-free eggs over conventional eggs (3)
- Chose wild-caught fish over farm-raised fish (4)
- Chose grass-fed beef over conventional beef (5)
- Chose plant-based proteins over animal proteins (6)
- Chose generic foods over brand foods (7)
- Checked for GMO ingredients (8)
- Checked for natural or clean labels (9)
- Checked the nutrition label before buying new foods (10)
- Checked where my food originated (11)
- Checked how my food was produced (12)
- Checked the use-by/sell-by date at the store (13)
- Checked for food recalls (14)
- Ate fruits or vegetables without washing them (15)
- Ate rare or undercooked meat (16)
- Ate raw dough or batter (17)
- Took steps to reduce food waste at home (18)
- Threw away food past the use-by date (19)
- Composted food scraps (20)
- Recycled food packaging (21)
 - Never (1)
 - Rarely (2)
 - Sometimes (3)
 - Often (4)
 - Always (5)
 - Does not apply (6)

BEH2 Are you a vegetarian or a vegan?

- Yes (1)
- No (2)

BEH3 Is another member of your household vegetarian or vegan?

- Yes (1)
- No (2)
- Does not apply (3)

BEH4 How often does your household eat home-cooked meals on a WEEKLY basis?

- Less than 1 time (1)
- 1 - 3 times (2)
- 4 - 6 times (3)
- 7 or more times (4)

BEH5 Do you CURRENTLY grow your own food in a garden?

- Yes, I am growing food in a home garden (1)
- Yes, I am growing food in a community garden (2)
- No, but I plan to start growing food in a garden this year (3)
- No, and I do not plan to start growing food in a garden this year (4)

End of Block: Behaviors

Start of Block: Trends

TND1 In the LAST 30 DAYS, have you been unable to find a specific food product at the stores where you usually shop?

- Yes (specify) (1) _____
- No (2)

TND2 In the LAST 30 DAYS, have you noticed any new food products on the shelves at the grocery store?

- Yes (specify) (1) _____
- No (2)

TND3 In the LAST 30 DAYS, have you removed from your diet or tried to limit your intake of a specific food, drink, nutrient, ingredient, or brand?

- Yes (specify) (1) _____
- No (2)

End of Block: Trends

Start of Block: Trust

TRU1 How much do you trust information about healthy and sustainable food from the following sources? Please select the 5 most trusted sources and 5 least trusted sources.

Most trusted (select 5 items)

- Food and Drug Administration (1)
- Department of Agriculture (2)
- Dietary Guidelines for Americans (3)
- American Medical Association (4)
- American Farm Bureau Federation (5)
- Center for Science in the Public Interest (6)
- Nestlé (7)
- Tyson Foods (8)
- McDonald's (9)
- Chipotle (10)
- New York Times (11)
- Fox News (12)
- CNN (13)
- NPR (14)
- Joe Rogan (15)
- Harvard University (16)
- Purdue University (17)
- Primary care physician (18)
- Friends (19)
- Family (20)

Least trusted (select 5 items)

- Food and Drug Administration (1)
- Department of Agriculture (2)
- Dietary Guidelines for Americans (3)
- American Medical Association (4)
- American Farm Bureau Federation (5)
- Center for Science in the Public Interest (6)
- Nestlé (7)
- Tyson Foods (8)
- McDonald's (9)
- Chipotle (10)
- New York Times (11)
- Fox News (12)
- CNN (13)
- NPR (14)
- Joe Rogan (15)
- Harvard University (16)
- Purdue University (17)
- Primary care physician (18)
- Friends (19)
- Family (20)

End of Block: Trust

Start of Block: Beliefs

BLF1 To what extent do you agree or disagree with the following statements?

- Genetically modified food is safe to eat (1)
- Organic food is more nutritious than non-organic food (2)
- Local food is better for the environment (3)
- Grass-fed beef tastes better than grain-fed beef (4)
- Food with deoxyribonucleic acid is unsafe to eat (5)

Eating less meat is better for the environment (6)

Gluten-free food is healthier for you (7)

Agriculture is a significant contributor to climate change (8)

Plant-based milk is healthier than dairy milk (9)

Climate change will impact food prices (10)

Please select 'strongly agree' to show you are paying attention (11)

- Strongly disagree (1)
- Somewhat disagree (2)
- Neither agree nor disagree (3)
- Somewhat agree (4)
- Strongly agree (5)

End of Block: Beliefs

Start of Block: Diet Quality¹

Thinking about the food you ate in the LAST 30 DAYS, please answer the following questions.

DQ1 How often did you eat fresh fruits in the LAST 30 DAYS?

Examples: Apples, bananas, pears, oranges, grapes, strawberries, blueberries, etc. Include fresh fruits and frozen fruits with no added sugar. Please do not include preserved or dried fruits or fruit juice in your estimates.

[One serving equals: 1 small apple or ½ large banana (approximately 1 cp, size of a small fist); 1 cup mandarin oranges, melon or raspberries; ¾ cup blueberries; 1 ½ cup whole strawberries]

- I did not eat it at all (1)
- Less than 1 serving per week (2)
- 1-2 servings per week (3)
- 3-4 servings per week (4)
- 5-6 servings per week (5)
- 1 serving per day (6)
- 2-3 servings per day (7)
- 4-5 servings per day (8)
- 6 or more servings per day (9)

DQ2 How often did you eat vegetables in the LAST 30 DAYS?

Examples: Tomatoes, peppers, cucumbers, broccoli, carrots, green beans, cabbage, spinach, arugula, and other leafy vegetables. Include raw or cooked non-starchy vegetables. Please do not include starchy vegetables (such as potatoes) and fried vegetables in your estimates.

[One serving equals: 1 cup raw vegetables (e.g., tomatoes, baby carrots celery, green peas); ½ cup cooked vegetables (such as broccoli and spinach); 1 cup arugula]

- I did not eat it at all (1)
- Less than 1 serving per week (2)
- 1-2 servings per week (3)
- 3-4 servings per week (4)
- 5-6 servings per week (5)
- 1 serving per day (6)
- 2-3 servings per day (7)
- 4-5 servings per day (8)
- 6 or more servings per day (9)

DQ3 How often did you eat legumes, nuts, and seeds in the LAST 30 DAYS?

Examples: Legumes – cooked or canned beans, lentils, chickpeas or peas, miso, tofu, tempeh, hummus

Nuts – almonds, walnuts, hazelnuts, peanuts, etc.

Seeds – sesame, sunflower, pumpkin, flax seeds, etc.

[One serving equals: ½ cup of cooked or canned legumes; 1/3 cup hummus or bean dip; ½ cup tofu; ¼ cup tempeh; a small handful of nuts or seeds]

- I did not eat it at all (1)
- Less than 1 serving per week (2)
- 1-2 servings per week (3)
- 3-4 servings per week (4)
- 5-6 servings per week (5)
- 1 serving per day (6)
- 2-3 servings per day (7)
- 4-5 servings per day (8)
- 6 or more servings per day (9)

DQ4 How often did you eat fish or seafood in the LAST 30 DAYS?

Examples: Fresh water fish or sea water fish (e.g., salmon, sardines, trout, Atlantic, Pacific, mackerel, etc.) and seafood. Include canned fish/seafood in your estimates.

[One serving equals: 3 oz. of cooked or canned fish (about the size of a deck of cards); a palm-size piece of raw fish]

- I did not eat it at all (1)
- Less than 1 serving per week (2)
- 1-2 servings per week (3)
- 3-4 servings per week (4)
- 5-6 servings per week (5)
- 1 serving per day (6)
- 2-3 servings per day (7)
- 4-5 servings per day (8)
- 6 or more servings per day (9)

DQ5 How often did you eat whole grains in the LAST 30 DAYS?

Examples: Whole grain bread, whole grain bread roll, muesli, unsweetened ready to eat cereal, cooked grits/porridge, brown rice, whole grain pasta, corn tortilla. Please do not include white bread, white roll or bagels, white rice or pasta, or wheat tortilla in your estimates.

[One serving equals: 1 slice of whole grain bread; ½ cup cooked cereal (oats, oatmeal, quinoa); ½ cup cooked brown rice or whole grain pasta; 1 small corn tortilla; ½ cup cooked grits; 1 cup ready-to-eat cereal flakes]

- I did not eat it at all (1)
- Less than 1 serving per week (2)
- 1-2 servings per week (3)
- 3-4 servings per week (4)
- 5-6 servings per week (5)
- 1 serving per day (6)
- 2-3 servings per day (7)
- 4-5 servings per day (8)
- 6 or more servings per day (9)

DQ6 How often did you eat refined grains in the LAST 30 DAYS?

Examples: White bread; white roll, bagel or English muffin; white rice or pasta, wheat tortilla. Please do not include whole grains considered in the above question (such as whole grain bread or bread

roll).

[One serving equals: 1 slice white bread; ½ roll; ½ small white bagel or English muffin; ½ cup cooked white rice or pasta; 1 small wheat tortilla]

- I did not eat it at all (1)
- Less than 1 serving per week (2)
- 1-2 servings per week (3)
- 3-4 servings per week (4)
- 5-6 servings per week (5)
- 1 serving per day (6)
- 2-3 servings per day (7)
- 4-5 servings per day (8)
- 6 or more servings per day (9)

DQ7 How often did you eat low-fat dairy in the LAST 30 DAYS?

Examples: Low-fat milk (1%) or fat-free (skim) milk or soy milk; yogurt with reduced fat content; low-fat cheese, mozzarella, cottage cheese.

[One serving equals: 1 cup low-fat or skim milk; ¾ cup (6oz.) low-fat yogurt; 1 pre-packaged slice low-fat cheese; 1 ½ oz. mozzarella]

- I did not eat it at all (1)
- Less than 1 serving per week (2)
- 1-2 servings per week (3)
- 3-4 servings per week (4)
- 5-6 servings per week (5)
- 1 serving per day (6)
- 2-3 servings per day (7)
- 4-5 servings per day (8)
- 6 or more servings per day (9)

DQ8 How often did you eat high-fat dairy and saturated fats in the LAST 30 DAYS?

Examples: 2% milk or whole milk; butter; cream; cream cheese; cheese with not reduced-fat content; yogurt with 2% or higher milk fat; ice cream. Butter, coconut oil or shortening used for cooking. Please do not include low-fat dairy in the above question in your estimates.

[One serving equals: 1 cup 2% milk and whole milk; ¾ cup (6oz.) yogurt; 1 pre-packaged slice of

cheese; 2oz. processed cheese; ½ cup ice cream; 1 teaspoon butter, shortening or coconut oil]

- I did not eat it at all (1)
- Less than 1 serving per week (2)
- 1-2 servings per week (3)
- 3-4 servings per week (4)
- 5-6 servings per week (5)
- 1 serving per day (6)
- 2-3 servings per day (7)
- 4-5 servings per day (8)
- 6 or more servings per day (9)

DQ9 How often did you eat sweets and sweet foods in the LAST 30 DAYS?

Examples: Commercial sweets, candies, cookies, cakes, pastries, sweet snacks.

[One serving equals: 1.5 oz. gummy candy (e.g., Haribo); 3 pieces hard candy (e.g., Werther's); 1 small piece of cake or pastry; 1 medium doughnut or sweet snack; 2-3 sweet biscuits or cookies (about 1 oz.)]

- I did not eat it at all (1)
- Less than 1 serving per week (2)
- 1-2 servings per week (3)
- 3-4 servings per week (4)
- 5-6 servings per week (5)
- 1 serving per day (6)
- 2-3 servings per day (7)
- 4-5 servings per day (8)
- 6 or more servings per day (9)

End of Block: Diet Quality

Start of Block: Demographics

This last section is going to ask additional questions about you and your household.

DEM1 What is your ZIP Code?

DEM2 In what year were you born?

▼ 1920 (1) ... 2020 (101)

DEM3 Where were you born?

- o In the United States (1)
- o Outside the United States (specify) (2) _____

DEM4 Do you speak a language other than English at home?

- o Yes (specify) (1) _____
- o No (2)

DEM5 What is your current marital status?

- o Now married (1)
- o Widowed (2)
- o Divorced (3)
- o Separated (4)
- o Never married (5)

DEM6 What is the highest level of education you have completed?

- o Less than high school (1)
- o Some high school (2)
- o High school graduate or equivalent (for example: GED) (3)
- o Some college, but degree not received or is in progress (4)
- o 2-year college degree (for example: AA, AS) (5)
- o 4-year college degree (for example: BA, BS) (6)
- o Graduate degree (for example: MA, PhD, MD, JD) (7)

DEM7 Are you currently a student enrolled at a college or university?

- o Yes (1)
- o No (2)

DEM8 How many total people (including yourself) live in your household?

▼ 1 (1) ... 10 or more (10)

DEM9 How many people under 18 years old currently live in your household?

▼ 0 (0) ... 10 or more (10)

Display This Question:

If DEM9 != 0

DEM10 In your household, are there...

Children under 5 years old? (1)

Children 5 through 11 years old? (2)

Children 12 through 17 years old? (3)

DEM11 In the LAST WEEK, did you work for pay at a job (or business)?

Yes (1)

No (2)

DEM12 During the LAST 4 WEEKS, have you been actively looking for work?

Yes (1)

No (2)

DEM13 Are you retired (receive pension or retirement-income)?

No (1)

Yes, but still working and consider myself a worker (2)

Yes, still working but consider myself a retiree (3)

Yes, full-time retiree (4)

DEM14 During the LAST 4 WEEKS, what was your household income?

Less than \$2,000 (1)

\$2,000 - \$2,999 (2)

\$3,000 - \$3,999 (3)

\$4,000 - \$4,999 (4)

\$5,000 - \$5,999 (5)

\$6,000 - \$6,999 (6)

\$7,000 - \$7,999 (7)

\$8,000 - \$8,999 (8)

\$9,000 - \$9,999 (9)

\$10,000 or above (10)

DEM15 Do you currently farm or ranch for a living?

Yes (1)

- No (2)

DEM16 Did your parents farm or ranch for a living?

- Yes (1)
- No (2)

DEM17 What is your religion, if any?

- Protestant (1)
- Roman Catholic (2)
- Mormon (3)
- Orthodox such as Greek or Russian Orthodox (4)
- Jewish (5)
- Muslim (6)
- Buddhist (7)
- Hindu (8)
- Atheist (9)
- Agnostic (10)
- Something else (11)
- Nothing in particular (12)

DEM18 In general, would you describe your political views as...

- Very liberal (1)
- Liberal (2)
- Moderate (3)
- Conservative (4)
- Very conservative (5)

DEM19 With which political party do you most identify?

- Democratic (1)
- Republican (2)
- I am an independent (3)
- Other (for example: Green, Libertarian) (4)

DEM20 What is your weight in pounds?

▼ 50 (1) ... 400 (351)

DEM21 What is the ideal weight in pounds that you would like to reach or keep?

▼ 50 (1) ... 400 (351)

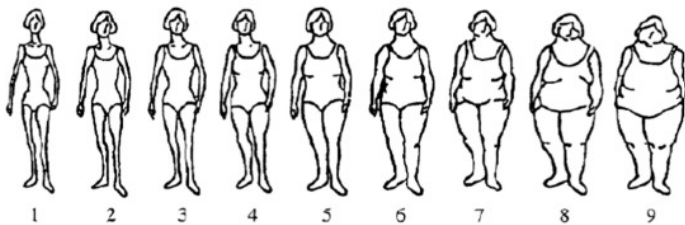
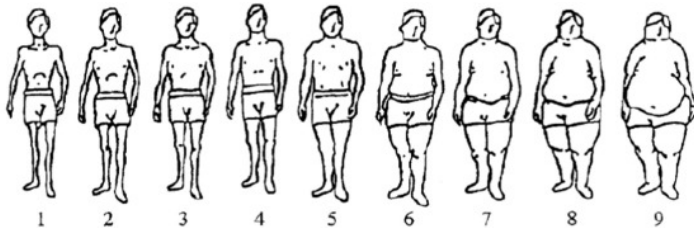
DEM22 What is your height in feet and inches?

▼ 4ft (1) ... 7ft (37)

DEM23 In general, would you say your health is...

- Excellent (1)
- Very good (2)
- Good (3)
- Fair (4)
- Poor (5)
- Don't know (6)

DEM24 Please choose the figure that reflects how you think you look.



- 1 (1)

- o 2 (2)
- o 3 (3)
- o 4 (4)
- o 5 (5)
- o 6 (6)
- o 7 (7)
- o 8 (8)
- o 9 (9)

End of Block: Demographic

1 The "Diet Quality" question block is a monthly version of the 9-item screener created by researchers from Mayo Clinic for food intake and diet assessment.

Lara-Breitinger KM et al. Validation of a Brief Dietary Questionnaire for Use in Clinical Practice: Mini-EAT (Eating Assessment Tool). J Am Heart Assoc. 2023 Jan 3;12(1):e025064. doi: 10.1161/JAHA.121.025064. Epub 2022 Dec 30. PMID: 36583423; PMCID: PMC9973598.