

AGRICULTURAL JOBS

MAY 6TH, 2022

Brady Brewer, Associate Professor of Ag. Economics

Nate Delay, Assistant Professor of Ag. Economics



Center for Commercial Agriculture

Welcome to Purdue Commercial AgCast, the Purdue University Center for Commercial Agriculture's podcast featuring farm management news and information.

I'm your host, Brady Brewer, and joining me today is Nate Delay, Assistant Professor of Ag Economics at Purdue. We're going to discuss the Agricultural jobs market and what we have learned over our research project.

This project is based on work for our graduate student, Doug Abney.



Center for Commercial Agriculture

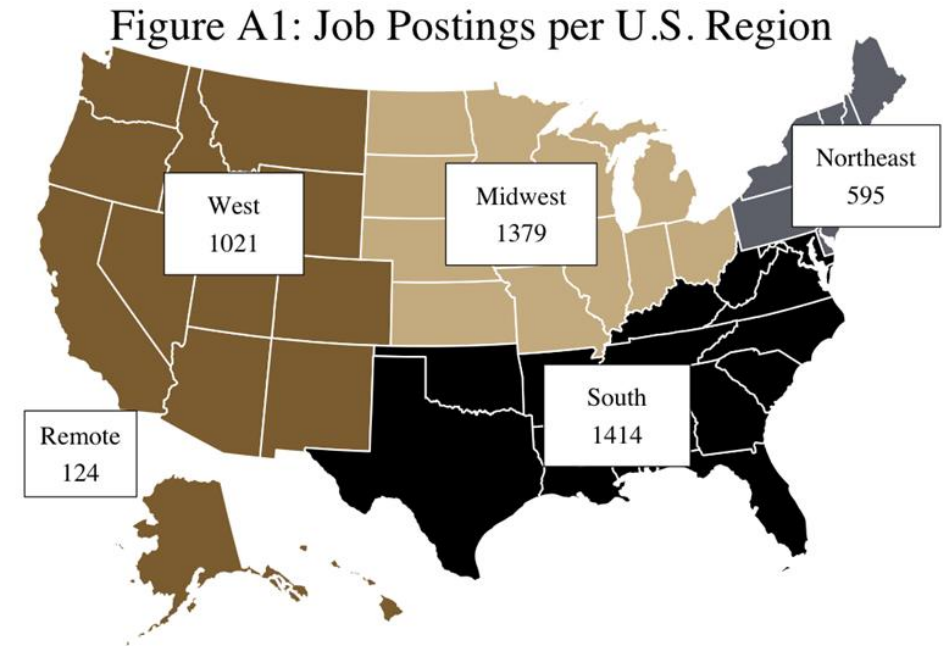
ABOUT THE RESEARCH

- Research on the current state of the agricultural job market.
- Ag companies post jobs are posted online
- This project scrapes the job posting using the Google® job search that searches for any job that mentions agriculture
- Once job postings are downloaded, a text analysis of the job posting is conducted

Where are the Ag Jobs?

Overview of the location of the ag jobs

- The South has the most agricultural jobs followed by the Midwest
- This data represents a snapshot of the ag job market
 - About 1,400 new postings each month
 - Around 4,000 outstanding ag jobs



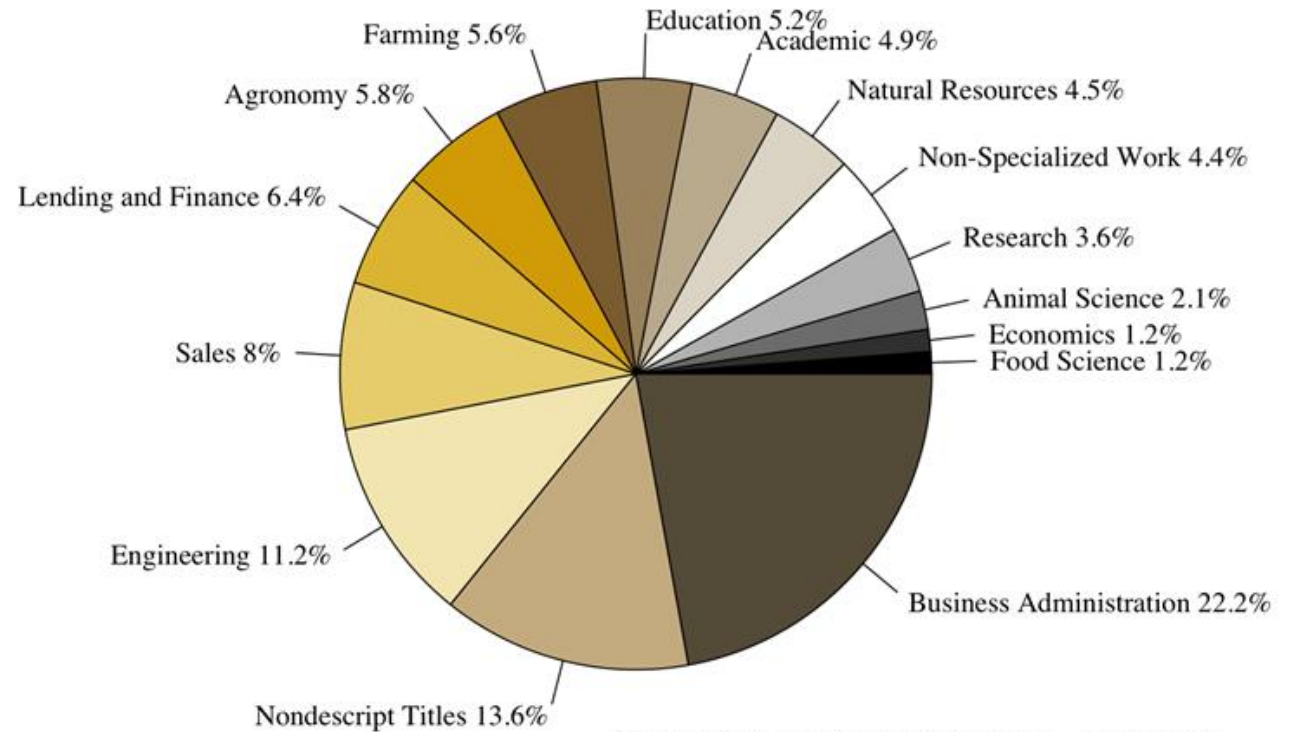
Data Source: Google Job Search (June 2021 - March 2022)

Job Categories by Job Title

Analysis on the title of the job posting

- Largest job categories:
 - Business administration
 - Engineering
 - Sales
 - Nondescript

Figure A5: Job Categories by Keywords in Title



Skill Sets Mentioned in Description

Top Skills or Keywords Mentioned

- Farming
- Natural resources
- Sales
- Agronomy

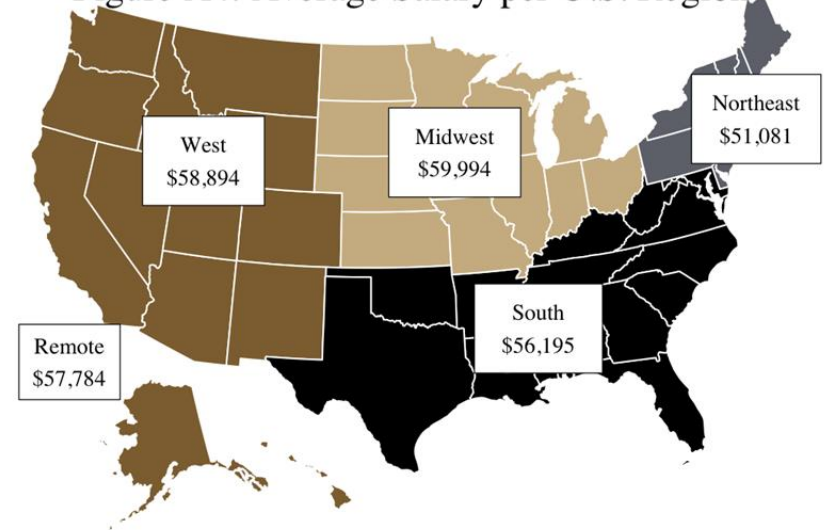
Table 2 Keywords	Job Openings that Mention
Academic	9.8%
Economics	29.4%
Ag Education	8.1%
Engineering	16.4%
Sales	54.9%
Agronomy	46.0%
Animal Science	24.3%
Farming	64.5%
Food Science	21.4%
Natural Resources	60.3%
Google Job Search (March 2022)	

Agricultural Job Salary

What are ag jobs paying

- Average Ag Salary: \$56,342
- Comparison to general economy
 - ZipRecruiter \$56,183
 - BLS: \$52,052
- Midwest has highest average salary among the regions but it is close

Figure A4: Average Salary per U.S. Region



Data Source: Google Job Search (June 2021 - March 2022)

Agricultural Job

- Top Average Salary
 - Sales
 - Academic
 - Lending and Finance
 - Business Administration
 - Engineering

Table 1 Job Category by Title	Average Salary	Median Salary
Academic	\$73,305	\$67,315
Agronomy	\$63,306	\$54,864
Animal Science	\$54,943	\$41,992
Business Administration	\$68,613	\$53,433
Economics	\$62,786	\$54,919
Education	\$54,276	\$50,500
Engineering	\$67,777	\$57,912
Farming	\$41,224	\$36,400
Food Science	\$65,585	\$46,531
Lending and Finance	\$68,671	\$68,058
Natural Resources	\$56,883	\$44,300
Nondescript Titles	\$58,492	\$45,896
Research	\$53,904	\$44,740
Sales	\$82,374	\$65,000
Non-Specialized Work	\$52,971	\$39,520
Google Job Search (June 2021- March 2022)		

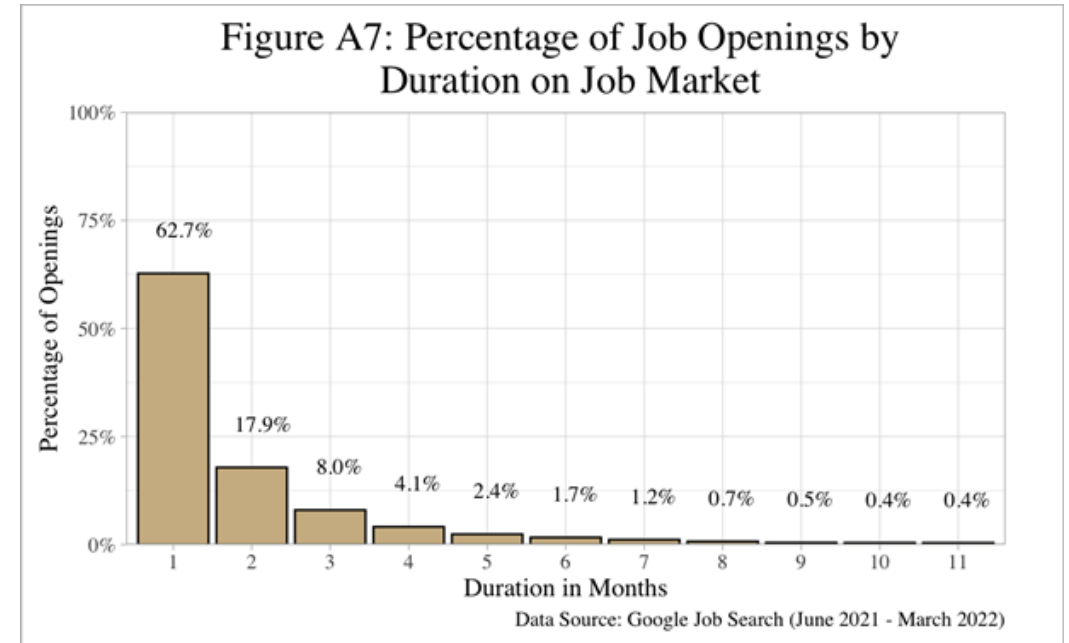


Center for Commercial Agriculture

Job Posting Duration

How long are job postings active

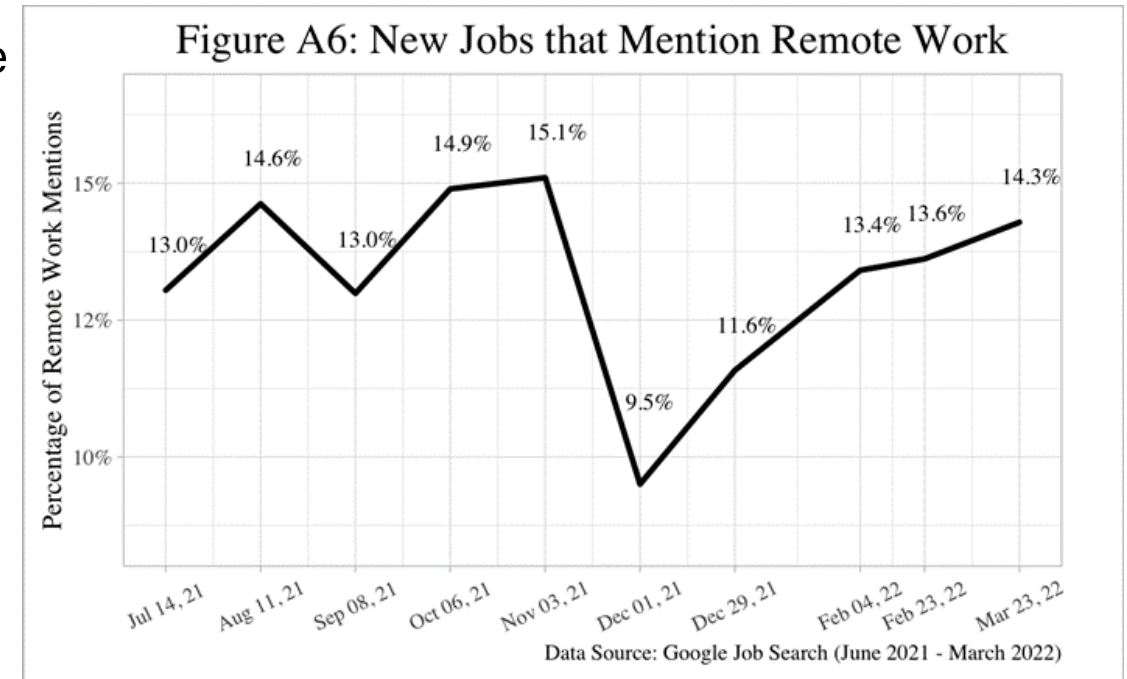
- 2/3rd of job postings are filled in a month
- Another 18% are filled in two months
- 89% are filled within first three months of posting



Remote Work

How many jobs mention remote work?

- Around 14% of all jobs explicitly mention remote work or flexibility in location in the job posting



Conclusions

- Salaries are comparable to national average
- Around 14% of jobs mention remote work
- Length of time—Jobs are not posted for much longer than one month
- Where to find more information on Ag Jobs:
 - URL: [Ag.purdue.edu/agecon/pages/Agjobs_dashboard](https://ag.purdue.edu/agecon/pages/Agjobs_dashboard)
 - You can also Google® Purdue Ag Jobs Dashboard
 - A monthly report with more information can be downloaded on the dashboard website