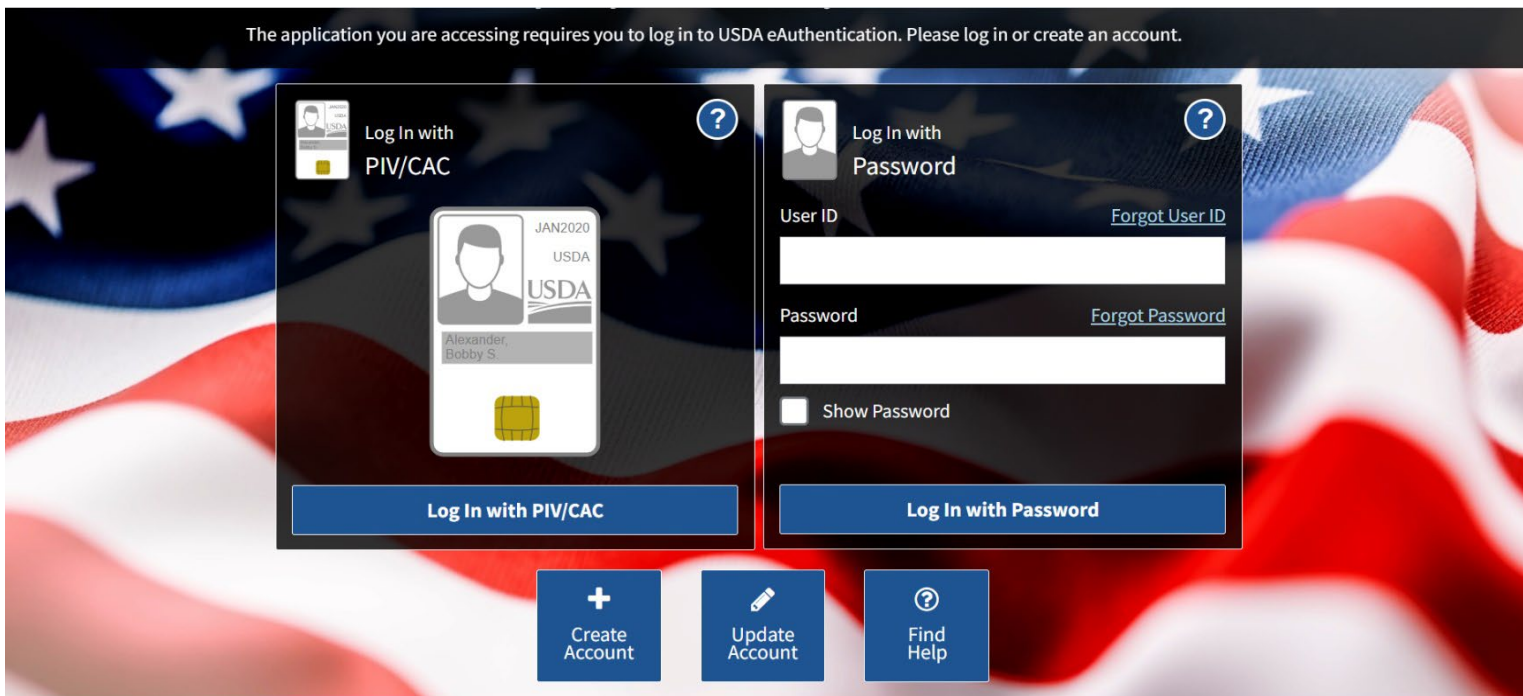


NRS Directions for Multi-State Hatch Project Initiations

Returning users: Log in to NIFA's reporting portal nrs.nifa.usda.gov using your Purdue email address and the password you created when you completed registration.

First time users: If this is your first time using NRS, click the create account icon and follow the steps to complete registration eAuthentication. You must use your official Purdue email, no alias.


The application you are accessing requires you to log in to USDA eAuthentication. Please log in or create an account.



The login screen features two main options: 'Log In with PIV/CAC' and 'Log In with Password'. The PIV/CAC option includes a sample card image for 'Alexander, Bobby S.' with 'JAN2020' and 'USDA' details. The Password option has input fields for 'User ID' and 'Password', with links for 'Forgot User ID' and 'Forgot Password'. A 'Show Password' checkbox is also present. At the bottom, there are three buttons: 'Create Account' (with a plus icon), 'Update Account' (with a pencil icon), and 'Find Help' (with a question mark icon).

Please Note: If you receive this message after registering give the system a couple minutes and then refresh your screen and try logging in again. If you continue to have issue contact Julie Estrada at 494-6047 or estradaja@purdue.edu to help troubleshoot.

NIFA REPORTING SYSTEM



Welcome to the NIFA Reporting System. Please contact your Organizational Administrator to request a role.

<p>Organization Project Number will be completed by AR E</p> <p>The Title of the multistate project will be listed. You may change the title name, but it is not necessary.</p>	<p>Organizational Project Number</p> <p>Prefix <input type="text" value="IND"/> Number <input type="text" value="will be added by ARGE "/></p> <p>Title</p> <p>Provide a brief title that speaks to the purpose of the project.</p> <input type="text" value="NC1211: Precision Management of Animals for Improved Care, Health, and Welfare of Livestock and Poultry"/>
<p>The Start and End Dates will be listed based on the Multistate Project Outline</p> <p>**Do not change these dates</p>	<p>Start Date</p> <p>Select a start date appropriate to the timeframe outlined in the Plan of Work.</p> <input type="text" value="10/01/2021"/> <p>End Date</p> <p>Select an end date not to exceed 5 years.</p> <input type="text" value="09/30/2026"/>

Animal Health Percentage
Enter the percentage of animal health research for this project or "0" for none.

Multistate Activities
Provide a brief description of what makes this a multistate activity.

Animal Health Percentage

Enter the percentage of animal health research for this project or "0" for none.

 %

Multistate Activities

Is this a multistate activity (AREERA Section 104 and 201)?


 Yes No

Provide a brief description of what makes this a multistate activity (1-2 sentences).

Rich text editor toolbar with icons for undo, redo, bold, italic, strikethrough, bulleted list, numbered list, link, unlink, insert link, insert image, insert table, insert video, insert audio, insert code, source, and help.

Classifications
The classifications will be keyed in based off the Appendix E that was created in NIMSS. You may change adjust these if needed.

Classifications

Knowledge Area	Subject of Investigation	Field of Science	Percent
<input type="text" value="Select..."/>	<input type="text" value="Select..."/>	<input type="text" value="Select..."/>	<input type="text" value="0"/> %
Must total 100%			
 Add Classification Row			

Assurances
If you select yes to either of these, you must email an electronic copy of your IRB PACUC approval form with the approval date and assurance number to Julie Estrada
estrada@purdue.edu

Once completed click **Submit for Organization Review**. The project initiation form will then be reviewed by AR E and submitted to NIFA for final approval.

Assurances

Are Human Subjects Involved?

Yes No

Are Vertebrate Animals Used?

Yes No

Cancel

Save

Submit for Organizational Review