



Quarterly Hog Report Overview and Training Materials

Below you will find links to videos, PowerPoint presentations, a survey information sheet, and practice interviews for NASS's Quarterly Hog Reports. The practice interviews can be used to enter data in CATI or CAPI to get familiar with those data collection instruments.

Links	Length (minutes/pages)
<u>December Hog Report Training Video</u>	26
<u>December Hog Report Training Presentation</u>	25
<u>March, June, & September Hog Report Training Video</u>	20
<u>March, June, & September Hog Report Training Presentation</u>	20
<u>Hog Report Extra Information</u>	5



Quarterly Hog Report Overview and Training Materials

Links	Length (minutes/pages)
<u>December Hog Report Practice Interviews</u>	7
<u>March Hog Report Practice Interviews</u>	4
<u>June Hog Report Practice Interviews</u>	6
<u>September Hog Report Practice Interviews</u>	5

Strategic Planning and Business Services Division
Strategic Planning Branch
Workforce Performance and Staff Development Section

[Click here to
return to list
of materials](#)

NASS Survey Training

December Hog Report (HOG INV)



**United States Department of Agriculture
National Agricultural Statistics Service**



Workforce Performance and Staff Development Section



Producers



Who Uses this Data?

Use hog inventory data, price data, grain inventory data, etc. to help make decisions for their operations

Use data on breeding stock inventory, farrowing intentions, the latest pig crop, and average litter size to forecast the expansion and contraction of pork production



Analysts

Is there going to be enough bacon available?

Processors, warehouses, storage and transportation



Rely on the reports to anticipate future volume

Survey Information

- Project Code: **164 - December Hogs & Pigs Survey**
- Questionnaires:
 - Mail out around November 20th
 - Web reporting option available
 - Two versions: Quarterly & Annual
- Release:
 - *Hogs & Pigs*
 - Typically, available around December 20th at 3:00 p.m. Eastern time





Quarterly Hogs and Pigs

ISSN: 1949-1921

Released December 23, 2022, by the National Agricultural Statistics Service (NASS), Agricultural Statistics Board, United States Department of Agriculture (USDA).

United States Hog Inventory Down 2 Percent

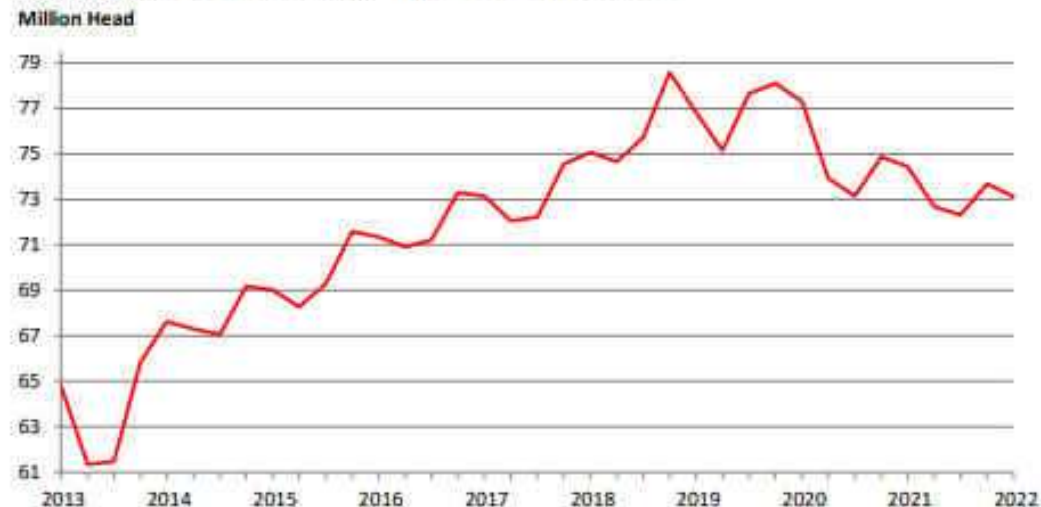
United States inventory of all hogs and pigs on December 1, 2022 was 73.1 million head. This was down 2 percent from December 1, 2021, and down 1 percent from September 1, 2022.

Breeding inventory, at 6.15 million head, was up slightly from last year, and up slightly from the previous quarter.

Market hog inventory, at 67.0 million head, was down 2 percent from last year, and down 1 percent from last quarter.

The September-November 2022 pig crop, at 33.7 million head, was down 1 percent from 2021. Sows farrowing during this period totaled 3.00 million head, down 1 percent from 2021. The sows farrowed during this quarter represented 49 percent of the breeding herd. The average pigs saved per litter was 11.22 for the September-November period, compared to 11.19 last year.

Quarterly Hogs and Pigs Inventory - United States: December 1



Example of the NASS's Quarterly Hogs and Pigs Report



Screening

Goal: To find out if there are hogs, who owns them, and how many hogs there are

If the operation owns hogs → Collect all data


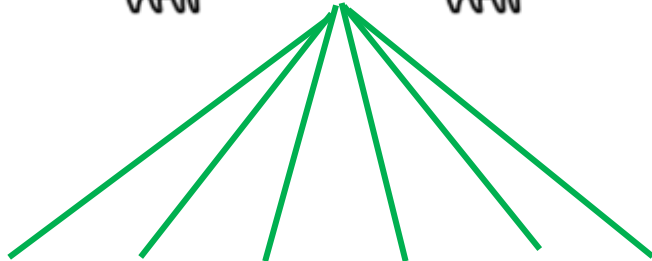
If the operation does not own hogs but has hogs owned by someone else → Skip to Contract Production questions

If the operation does not own hogs and does not have hogs owned by someone else → Skip to Intentions to Own or Raise Hogs



Contractor

Operation
(contractor)



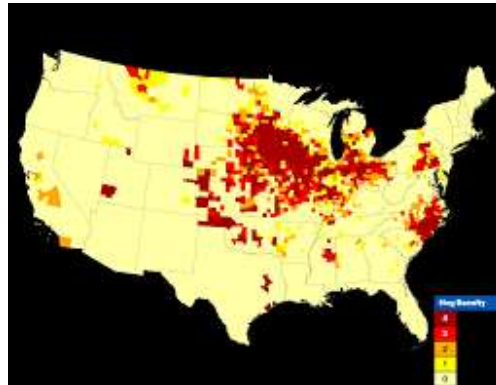
Growers
(contractees)

- Contractor owns hogs on his own acres operated and also owns hogs that are being raised by contractees
- Collect inventory of all hogs at his sites **and** the hogs on the grower/contractee sites

Contractees do not own the hogs, so they should only report total hogs on their operation that are owned by someone else and give contact information for owner of the hogs (Item 11 on questionnaire)

Quarterly and Annual States

- 28 states in the quarterly program
- Only 16 states are published in the quarterly hog reports and account for about 96% of the hog inventory in the United States.
- Hog producers in the other 22 states are only contacted in December.



Annual vs. Quarterly Version

- Reference period goes back to December 1 of the previous year instead of September 1 of the current year
 - Questions asked (farrowings, death loss, etc.) will go back a full year and be asked for 3 months per question
 - i.e. Sept, Oct, & Nov farrowings or Mar, April, May death loss

JANUARY	FEBRUARY	MARCH	APRIL
<small>MONDAY TUE WED THU FRI SAT SUN</small> 1 2 3 4 5 6 7 8 9 10 11 12 13 14 15 16 17 18 19 20 21 22 23 24 25 26 27 28 29 30 31	<small>MONDAY TUE WED THU FRI SAT SUN</small> 1 2 3 4 5 6 7 8 9 10 11 12 13 14 15 16 17 18 19 20 21 22 23 24 25 26 27 28	<small>MONDAY TUE WED THU FRI SAT SUN</small> 1 2 3 4 5 6 7 8 9 10 11 12 13 14 15 16 17 18 19 20 21 22 23 24 25 26 27 28 29 30 31	<small>MONDAY TUE WED THU FRI SAT SUN</small> 1 2 3 4 5 6 7 8 9 10 11 12 13 14 15 16 17 18 19 20 21 22 23 24 25 26 27 28 29 30
MAY	JUNE	JULY	AUGUST
<small>MONDAY TUE WED THU FRI SAT SUN</small> 1 2 3 4 5 6 7 8 9 10 11 12 13 14 15 16 17 18 19 20 21 22 23 24 25 26 27 28 29 30 31	<small>MONDAY TUE WED THU FRI SAT SUN</small> 1 2 3 4 5 6 7 8 9 10 11 12 13 14 15 16 17 18 19 20 21 22 23 24 25 26 27 28 29 30	<small>MONDAY TUE WED THU FRI SAT SUN</small> 1 2 3 4 5 6 7 8 9 10 11 12 13 14 15 16 17 18 19 20 21 22 23 24 25 26 27 28 29 30 31	<small>MONDAY TUE WED THU FRI SAT SUN</small> 1 2 3 4 5 6 7 8 9 10 11 12 13 14 15 16 17 18 19 20 21 22 23 24 25 26 27 28 29 30 31
SEPTEMBER	OCTOBER	NOVEMBER	DECEMBER
<small>MONDAY TUE WED THU FRI SAT SUN</small> 1 2 3 4 5 6 7 8 9 10 11 12 13 14 15 16 17 18 19 20 21 22 23 24 25 26 27 28 29 30	<small>MONDAY TUE WED THU FRI SAT SUN</small> 1 2 3 4 5 6 7 8 9 10 11 12 13 14 15 16 17 18 19 20 21 22 23 24 25 26 27 28 29 30 31	<small>MONDAY TUE WED THU FRI SAT SUN</small> 1 2 3 4 5 6 7 8 9 10 11 12 13 14 15 16 17 18 19 20 21 22 23 24 25 26 27 28 29 30	<small>MONDAY TUE WED THU FRI SAT SUN</small> 1 2 3 4 5 6 7 8 9 10 11 12 13 14 15 16 17 18 19 20 21 22 23 24 25 26 27 28 29 30 31

What information do we collect and from who?

- We want to find out if there are hogs, who owns them, and how many hogs there are.
 - Owns hogs - *collect all data*
 - Does not own hogs but has hogs owned by someone else – *skip to Contract Production questions*
 - Does not own hogs and does not have hogs owned by someone else – *skip to Intentions to Own or Raise Hogs* and additional screening questions

Hogs and Pigs Owned

Inventory as of December 1

- **Sows** (female that has farrowed) and **gilts** (female that has not yet farrowed)
 - Expected to farrow Dec, Jan, Feb; Mar, Apr, May
 - Females usually farrow 2-2.xx times per year
- **Boars** and **young males** (intact males for breeding)

Hogs and Pigs Owned

Inventory as of December 1

- **Market hogs (male/female)**

- Reported in 4 separate weight classes

- Under 50 lbs
- 50 – 119 lbs
- 120 – 179 lbs
- 180 + lbs



- Sometimes this is difficult for the respondent to break out

- Now we should have accounted for all hogs owned.

- Total inventory includes breeding stock + market hogs

Section 1 - Hogs and Pigs Owned


- Inventory values for Hogs and Pigs on Hand December 1
 - Looking for total dollars per head – **Not** dollars per cwt or cents per pound
 - Sows and gilts used for breeding
 - Boars used for breeding
 - Market hogs under 50 pounds
 - Market hogs from 50-119 pounds
 - Market hogs from 120-179 pounds
 - Market hogs 180 pounds and over




Hogs and Pigs Owned Cont.

Hogs **owned** in another state?

Leave detailed notes



Only include hogs owned in this state on this form



Complete a paper questionnaire for each of the other states in which the operator owns hogs



Section 1-Hogs and Pigs Owned

Farrowings and Disposition-Quarterly

- Sows and Gilts **owned** that **farrowed**
 - How many during each of September, October, November
- From those farrowings:
 - Pigs born and still **owned** by this operation on Dec 1
 - Pigs born in November would be under 50 pounds
 - Pigs born in October would be in either <50 lbs or 50-119 lbs
 - Most Pigs born in September would be 50-119 or possibly 120-179
 - Pigs born and **sold** or **slaughtered** before December 1
- REMEMBER: Owned + sold/slaughtered = **total**
September, October & November pigs born

Farrowings and pigs weaned on Quarterly Questionnaire

8. Did any sows or gilts owned by this operation farrow during the last three months? (September - November)

Yes - Complete the following for each month starting with the most recent month.

a. How many sows and gilts owned by this operation farrowed during (month).....

Farrowings					
November Sows		October Sows		September Sows	
888	30	891	32	894	28

b. How many of the pigs from these (item 8a) litters were:

i. owned by this operation on December 1?.....

ii. sold or slaughtered before December 1?.....

Pig Crop					
November Pig Crop		October Pig Crop		September Pig Crop	
889	275	892	305	895	260
890		893		896	

These 275 pigs were born in November and should have been included in the < 50 lb. weight group, gilts kept for breeding, or young males kept for breeding

These 305 pigs were born in October and could have been included in the < 50 lb. weight group, 50-119 lb. weight group, gilts kept for breeding, or young males kept for breeding

These 260 pigs were born in September and probably would have been included in the 50-119 lb. weight group, 120- 179 lb. weight group, gilts kept for breeding, or young males kept for breeding



Section 1 - Hogs and Pigs Owned

Farrowing and Disposition - Annual

- Annual version asks by quarter:
 - How many sows/gilts farrowed
 - How many pigs were weaned from those litters
 - Sept, Oct, Nov; June, July, Aug; Mar, Apr, May; Dec 20XX (previous year), Jan, Feb



Farrowings and pigs weaned on Annual Questionnaire

8. Did any sows or gilts owned by this operation farrow during December 1, **PY** - November 30, **CY** ?

PY = Previous Year

CY = Current Year

Yes - Complete the following for each three month period, starting with the most recent

a. How many sows and gilts owned by this operation farrowed during (months)?

b. How many pigs were (will be) weaned from these (item 8a) litters?.....

No - Continue

Sows Farrowed and Pigs Weaned during:			
Sept., Oct. and Nov. CY	Jun., Jul. and Aug. CY	Mar., Apr. and May CY	Dec. PY and Feb. CY
869 45	870 45	871 40	872 40
873 420	874 420	875 400	876 380

These pigs were born in Sept, Oct, or Nov and would most likely weigh under 120 pounds.

These pigs were born in June, July, or Aug and could be up to slaughter weight if born in early June.

These pigs were born prior to June and are over six months old, so they would most likely have already been sent to slaughter or kept for breeding animals.



Section 1-Hogs and Pigs Owned

Death Loss

- Weaned pigs and older hogs that died during September, October, and November
 - Can report total pigs or percent loss
 - Annual version asks by quarter. How many died:
 - Sept, Oct, Nov; June, July, Aug; Mar, Apr, May; Dec 20XX (previous year), Jan, Feb
 - Typically 1 – 3 percent of the total inventory will die each quarter
 - Leave a note if death loss is 5% or greater

Common Porcine Diseases

- **Typically, a few reports of:**
 - **Porcine Reproductive & Respiratory Syndrome (PRRS)**

and possibly

 - **Porcine Epidemic Diarrhea Virus (PEDV)**
 - **Porcine Delta Corona Virus (PDCoV)**
- African Swine Fever has been a big problem in several countries (including China) but has not made its way to the U.S.

Contract Production



- Owned **but** raised under contract (on Sept 1)

- How many **Producers**
- **Number** of hogs and pigs being raised
 - These pigs must be included in the Hogs and Pigs Owned inventory

- On this operation, owned by someone else

- How many hogs and pigs
- Who owns them and are they a contractor?
 - These should *not* be included in the Hogs and Pigs Owned inventory

Consumption by Operation

- Slaughtered at commercial establishments for consumption BY this operation
- Slaughtered on this operation for consumption BY this operation
 - NOT market hogs that were sold to slaughter
 - NOT the total slaughtered but rather the number slaughtered AND consumed by this operation
 - Most likely just a few per year

Things to Watch Out For:

- Six Months expected farrowings seems low or high compared to total sows
- Hogs located out of state
- Pigs born the previous month still owned should be in the under 50 lb weight group OR gilts/young males for breeding
- Pigs Born in the last 3 months should be in the lighter 3 weight groups OR gilts/young males for breeding

More Things to Watch Out For:

- Occasionally, after reporting the number of sows farrowed in a particular month, the operator will then report the same number when asked “How many of the pigs from these litters were owned by the operation on December 1?”
 - This results in one pig per litter (the operator probably just misunderstood and reported the sows again instead of the pigs)
- Reported Deaths are low/high compared to total inventory

Things to Keep in Mind:

- What to do if the operation doesn't have hogs now but did between Sep. 1 and Nov. 30
 - Or back to December 1 of the previous year on the annual version
- Operations that have NO hogs may very well still be in business with other types of agriculture
 - Work through screening questions
 - Note: Some operations in the annual states are very small and are only contacted once a year. If they have no hogs, be sure to do a thorough job of screening.

In Conclusion

- Be sure to leave a comment explaining anything you think is noteworthy
- Practice. Know what to expect!
 - Especially on the inventory numbers
 - Get familiar with the questions before interviewing
- Thank you, and please contact your supervisor with any questions.



[Click here to
return to list
of materials](#)

NASS Survey Training

March, June, and September HOG REPORTS
(HOG INV)



**United States Department of Agriculture
National Agricultural Statistics Service**

Workforce Performance and Staff Development Section



Producers



Who Uses the Data

Use hog inventory data, price data, grain inventory data, etc. to help make decisions for their operations

Use data on breeding stock inventory, farrowing intentions, the latest pig crop, and average litter size to forecast the expansion and contraction of pork production



Analysts

Is there going to be enough bacon available?

Processors, warehouses, storage and transportation



Rely on the reports to anticipate future volume



ISSN: 1949-1921

Released March 30, 2023, by the National Agricultural Statistics Service (NASS), Agricultural Statistics Board, United States Department of Agriculture (USDA).

United States Hog Inventory Up Slightly

United States inventory of all hogs and pigs on March 1, 2023 was 72.9 million head. This was up slightly from March 1, 2022, but down 2 percent from December 1, 2022.

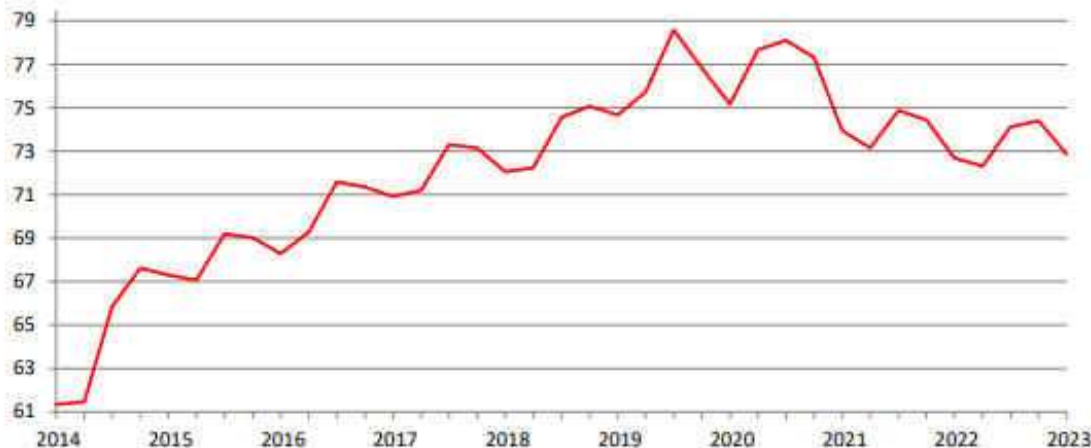
Breeding inventory, at 6.13 million head, was up slightly from last year, but down slightly from the previous quarter.

Market hog inventory, at 66.7 million head, was up slightly from last year, but down 2 percent from last quarter.

The December 2022-February 2023 pig crop, at 32.1 million head, was up slightly from last year. Sows farrowing during this period totaled 2.91 million head, down slightly from previous year. The sows farrowed during this quarter represented 47 percent of the breeding herd. The average pigs saved per litter was 11.02 for the December 2022-February 2023 period, compared to 10.95 last year.

Quarterly Hogs and Pigs Inventory - United States: March 1

Million Head



Example of the NASS's Quarterly Hogs and Pigs Report



Survey Information

- Project Code:
 - **161-March Hogs & Pigs Survey** (162-June, 163-Sept)
- Questionnaires:
 - Typically mail out 8-10 days before the 1st of the survey month
 - Web option also available
- Release:
 - *Quarterly Hogs and Pigs*
 - Typically released the last few calendar days of March, June, and September at 3:00 P.M. Eastern time



Screening

- Our goal is to find out if there are hogs, who owns them, and how many hogs there are.
 - If the operation owns hogs - collect all data
 - If the operation does not own hogs but has hogs owned by someone else – skip to Contract Production questions (question 10, page 5)
 - If the operation does not own hogs and does not have hogs owned by someone else – skip to Intentions to Own or Raise Hogs (Section 2, page 6)



Hogs and Pigs Owned

Inventory as of September 1

- **Sows and Gilts for breeding**
 - Of these, how many are expected to farrow in the coming quarter (Sep, Oct, Nov) and the quarter after that (Dec, Jan 2024, Feb 2024)
 - In many cases you can expect about half of the sows and gilts to farrow each quarter
- **Boars and young males**



For farrowing operations, you can typically expect about half of the sows and gilts to farrow each quarter to keep a steady flow of pigs being born as in the example below.

However, there are exceptions to every rule.

		Number Owned March 1
2. How many sows and gilts for breeding were owned by this operation on March 1? (Include unweaned gilts intended for breeding.)		+ <input type="text" value="301"/> <input type="text" value="1000"/>
a. How many of the [item 2] sows and gilts are expected to farrow during March, April or May?	<input type="text" value="331"/> <input type="text" value="500"/>	
b. How many of the [item 2] sows and gilts are expected to farrow during June, July or August?	<input type="text" value="332"/> <input type="text" value="500"/>	

Snapshots of the interview in this presentation reference the March Hog report, but the content of the questions in the June and September reports will be the same with the only difference being the timeframes.



Hogs and Pigs Owned Cont.

Inventory as of September 1

Market hogs (male/female)

- Reported in 4 separate weight classes
 - Under 50 lbs
 - 50 – 119 lbs
 - 120 – 179 lbs
 - 180 + lbs
 - Sometimes this is difficult for the respondent to break out

Now we should have accounted for all hogs owned.



Respondents may not know which weight group some of their pigs would fall in if they are close to the weight breakoffs. You will need to get the respondent to pick which group they would most likely be in. If they can't decide then the pigs should go in the lower of the two weight groups.

4. Of the hogs and pigs for **market** and **home use** owned by this operation on **March 1**, how many were in each of the following four weight groups? (Exclude breeding hogs and pigs reported in [item 2] or [item 3].)

a. Under 50 pounds? (Include unweaned pigs intended for market or home use.)

+ 315 2400

b. 50 - 119 pounds?

+ 316 2000

c. 120 - 179 pounds?

+ 313 1700

d. 180 pounds and over? (Include sows and boars no longer used for breeding.)

+ 314 1400



Hogs and Pigs Owned

- Hogs **owned** in another state?
 - *Only include hogs owned in this state on this form*
 - *Complete a paper questionnaire for each of the other states the operator owns hogs in*
 - *Leave detailed notes*



Hogs and Pigs Owned Cont.

Farrowings and Disposition

Sows and Gilts
owned that
farrowed:

How many during
each of the last 3
months



From those
farrowings:

Pigs born and still
owned by this
operation on the first of
the survey month &
Pigs born and **sold** or
slaughtered before the
first of the survey
month

REMEMBER: Owned + sold/slaughtered = **total**
pigs born during the last 3 months

The **pigs born and still owned** by the operation *must be* accounted for somewhere in the owned inventory.

a. How many sows and gilts owned by this operation farrowed during (month)?

February Sows	January Sows	December Sows
157	165	162

b. How many of the pigs from these (item 7a) litters were:

i. **owned** by this operation on March 1?

February Pig Crop	January Pig Crop	December Pig Crop
1,447	1,555	1,459

ii. **sold or slaughtered** before March 1?

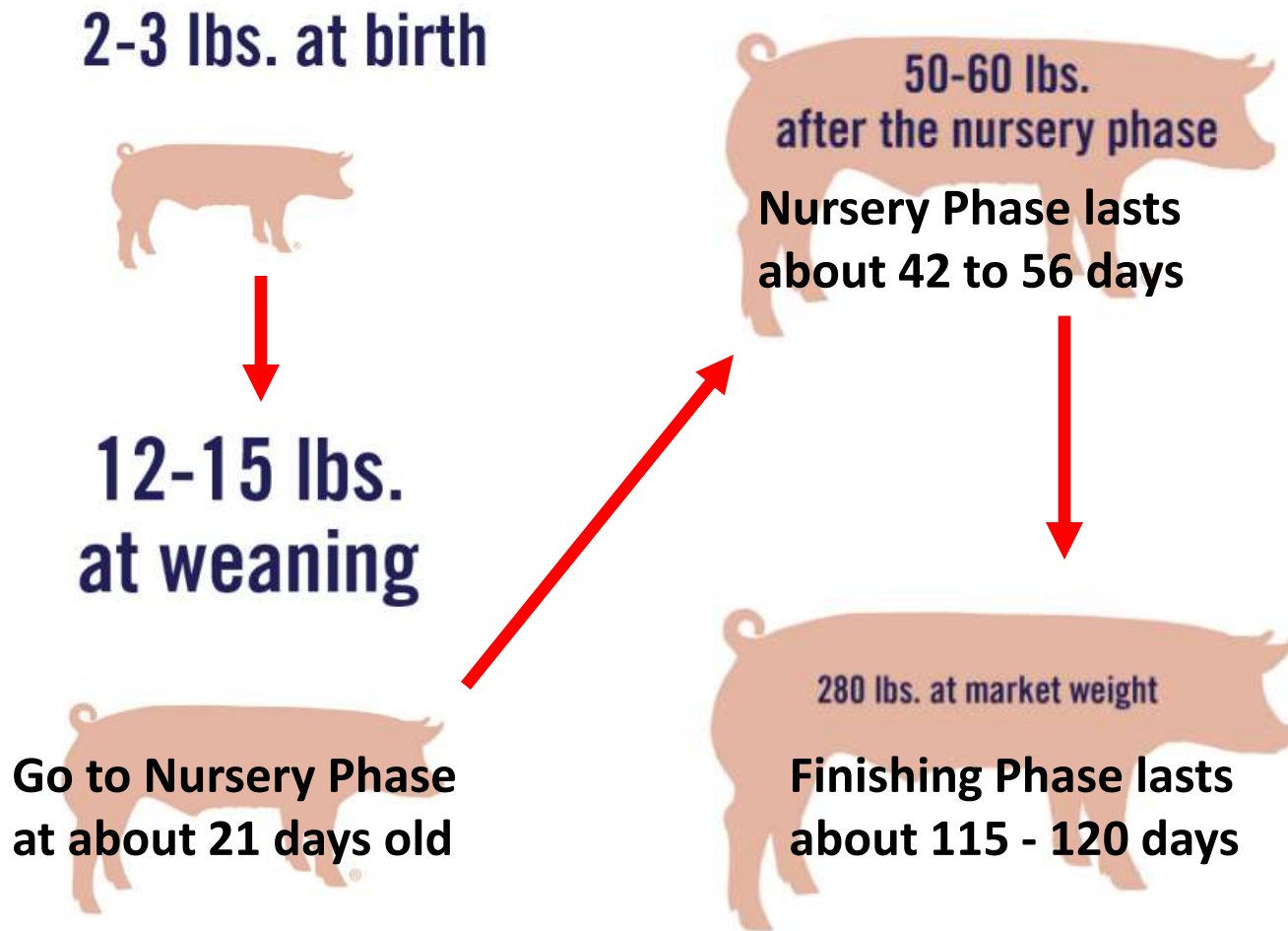
February Pig Crop	January Pig Crop	December Pig Crop
0	0	0

These pigs were born within the last month so they should have been reported in the under 50 lb weight group, gilts for breeding, or young males for breeding

These pigs could have been reported in either of the two lower weight groups, gilts for breeding, or young males for breeding

These pigs could have been reported in either of the two lower weight groups (or possibly the 3rd group), gilts for breeding, or young males for breeding

Life Cycle of a Market Pig



Death Loss

- What was the # or % of **weaned** pigs and older hogs that died during the previous 3 months?
 - Please be sure that the operator understands we do not want to include un-weaned pigs OR pigs born dead.
 - A weaned pig is just a pig that has been separated from its mother, so it can no longer nurse.
- Nearly every operation will have at least some death loss.
 - Death loss will typically run about 1% - 3% of the total inventory each quarter
 - Leave a note to explain any death loss over 5%

Common Porcine Diseases

- **Porcine Reproductive & Respiratory Syndrome (PRRS)**
 - Sows: fewer healthy pigs born, stillborns, abortions (late term)
 - Baby pigs: diarrhea, increase in respiratory infections
 - Boars: lower fertility, poor litter sizes
 - Weaners/growers/feeder pigs: effects range from none to severe pneumonia
- **Porcine Epidemic Diarrhea Virus (PEDV)**
 - Farm hit with virus could lose up to four weeks of newborns/young pigs
 - Deadly only to young pigs. Poses no food safety risks or danger to humans
- **Porcine Delta Corona Virus (PDCoV)**
 - Related to and causes similar effects to the virus that causes Porcine Epidemic Diarrhea (PED)

Contract Production



- Owned **but** raised under contract (on Sept 1)

- How many **Producers**
- **Number** of hogs and pigs being raised
 - These pigs must be included in the Hogs and Pigs Owned inventory

- On this operation, owned by someone else

- How many hogs and pigs
- Who owns them and are they a contractor?
 - These should *not* be included in the Hogs and Pigs Owned inventory

What To Watch



Six Months
expected
farrowings seems
low or high
compared to total
SOWS

Hogs
located out
of state


Reported
Deaths are
low/high
compared to
total inventory

Pigs per litter,
rates normally
range from about
7 – 13 pigs



What To Watch Cont.

Pigs born the previous month and still **owned** should be in the under 50 lb weight group OR gilts/young males for breeding



Pigs born in the last 3 months should be in the lighter 3 weight groups OR gilts/young males for breeding

Reluctant Respondents

“Hog prices go down after every one of your reports come out!”



Prices can fluctuate as a result of NASS’s reports, but history shows that prices go up just as often as they go down after the Hogs and Pigs reports are released. The goal is to help maintain a stable market based on accurate, unbiased information provided by producers such as yourself.

In Conclusion

Be sure to leave comments explaining any noteworthy situations.

Be familiar with the survey to make interviewing quicker and easier.

Please contact your supervisor with any questions or concerns.

Thank you!



[Click here to
return to list
of materials](#)

Hog Report – Extra Information

The Hog questionnaire is designed to obtain data for hogs owned by the selected target operator or operation *regardless of location* (these hogs could be located on someone else's property being raised under contract). If the target operator or operation OWNS hogs, these hogs should be recorded in this report.

If the target operator or operation does *not* own hogs but hogs that are owned by someone else are on the acres operated, you will be routed to the contractee questions. You will ask how many hogs are on the acres operated, who owns these hogs, and whether or not this person is a contractor.

Sow: Adult female hog usually used for breeding

Gilt: Young female hog; can be used to replace sows or sold for slaughter

Boar: Adult male hog usually used for breeding

Barrow: Castrated male hog sold for slaughter

Age of Gilts When First Bred: Six to seven months of age

Sows and Gilts per Boar

Normally 1 boar for every 10 to 20 sows and gilts; exceptions may occur if the operator recently sold boars or raises purebred breeding stock. Increased use of Artificial Insemination (AI) may decrease the number of boars per sow ratio. Make notes for operations using AI. Also list any other reasons the ratio of boars to sows may be outside the norm.

Litters per Sow per Year

Normally 2; maximum is 3 litters every 365 days.

Many operations will farrow about half of their sow herd each quarter.

Size of Litters

Average 7 to 13 pigs per litter but may range from 0 to 16. Litter sizes of less than 3 or more than 14 pigs per litter should be explained in notes.

Growth rate of hogs

Age in weeks:

Birth thru 8

9 thru 16

17 thru 21

22+

Age in months:

Birth to 2

2 to 3.5

3.5 to 5

5+

Weight:

Under 50 pounds

50-119 pounds

120-179 pounds

180+ pounds

Be mindful of when pigs were born and which weight groups they should be reported in. For example: Pigs born the previous month should still be under 50 pounds and should be reported in the <50 lb. weight group or in gilts or young males kept for breeding.

Out-of-State Hogs and Pigs

Be sure the operator is only reporting hogs in the state you are working in. A separate report should be completed for each state where the operator owns hogs.

Deaths after Weaning

Record deaths of weaned pigs and older hogs owned during the three month period specified prior to the survey reference date (Quarterly States). Death rate typically runs about 1% to 3% of the total hog inventory each quarter. For example: An operation with 1,000 total hogs and pigs will normally expect a death loss of about 10 - 30 head each quarter. Leave notes to explain higher than expected death losses due to disease, heat, natural disasters, etc.

Include:

1. Deaths of all weaned pigs and older hogs owned by this operation whether raised or purchased.
2. Death losses occurring during transit of weaned pigs from one facility to another facility that is part of the same operation.
3. Contractor death losses in transporting weaned pigs from their operation to contractee operations should be recorded in the contractor questionnaire.
4. Deaths of MEW (medicated early weaning) and SEW (segregated early weaning) pigs. These pigs usually weigh around 10 pounds but are considered weaned and should be included in deaths.

Exclude:

1. Pigs that died before weaning.
2. Pigs slaughtered on the farm.

Inventory Values

Be sure the operator is reporting the *total value per head* and not the value per cwt (100 Pounds).



Slaughter for consumption by this operation

These hogs must have been consumed by this operation. We are not talking about hogs that were sold and sent off to the slaughter market. Typically will only be a few head per year that are consumed by the operation.

On-Farm Slaughter for Consumption by the Operation (ALL States, December Only)

Farm slaughter is defined as animals slaughtered on farms primarily for home consumption. Farm slaughter would include all animals slaughtered on the operation to be consumed by the operation.

Include:

Mobile slaughtering on the farm for consumption by this operation.

Exclude:

1. Custom slaughter for farmers at commercial establishments.
2. Animals slaughtered on the farm that are not consumed by this operation.

Custom Slaughter for Consumption by the Operation (ALL States, December Only)

Custom slaughter is defined as animals slaughtered at commercial establishments primarily for home consumption. Custom slaughter would include all animals slaughtered at commercial establishments to be consumed by the operation.

Contract Hog Information

Contractors must report all hogs and pigs owned including those being raised for them under contract by someone else. If the respondent is involved in contract hog production, either as a contractor or contractee, it is important to probe carefully to ensure the hogs are only collected in the owner's or contractor's questionnaire.

Hogs and Pigs Owned - but Raised By Someone Else

A Contractor is defined as an individual, partnership, or managed operation that owns hogs or pigs being raised on land operated by someone else and provides some, but not all production inputs and/or services. If the sampled operation is a contractor, you will be expected to record the total number of producers (contractees) raising hogs for the contractor as well as total hogs being raised by contractees. An enumerator verification note is included to verify that all contract hogs raised by others are included in the inventory items.

Hogs and Pigs Owned By Someone Else

You may find operators that do not own hogs but are raising hogs for someone else. In this situation, you will be routed past the hog inventory questions to the Contract Hog and Pig Production questions. You will ask how many hogs are on the operation that are owned by someone else, who owns these hogs, and if this hog owner is a contractor.

You may also find situations where a hog producer owns some but not all of the hogs being raised on the sampled operation. Hogs on the operator's land or facilities may belong to a contractor, another producer, a relative, or a neighbor. If the target operator is a hog contractee as well as a hog owner, you should obtain the complete name and address of the contractor who owns the hogs and pigs being raised under contract. This information allows the Field Office to correctly identify the contractor's report. An enumerator verification note is included to verify that these contractee hogs are not included in the inventory items because they are not owned by this target operator.

December Hog Report Practice Interviews

[Click here to return to list of materials](#)

Practice interviews 1 and 2 are for QUARTERLY STATES
Practice interview 3 is for an ANNUAL STATE

Practice Interview 1

Who is responding? **Operator**

Let me verify the name, address, and phone numbers that I have for this operation. Is this information correct? **Yes**

Have the operator, manager, or partners involved in the day-to-day decisions changed? **No**

On December 1, 2022, did this operation own any hogs or pigs, regardless of location? **Yes**

Are the day-to-day decisions for this operation made by: an individual operator, partners, or a hired manager? **Individual**

How many sows and gilts for breeding were owned by this operation on December 1? **600**

How many of the 600 sows and gilts are expected to farrow during December 20XX (current year), January, or February 20XX (next year). **310**

How many of the 600 sows and gilts are expected to farrow during March, April, or May 20XX (next year)? **290**

How many boars and young males for breeding were owned by this operation on December 1? **20**

Of the hogs or pigs for market and home use owned by this operation on December 1, how many were in each of the following four weight groups?

How many were under 50 pounds? **1250**

How many were 50-119 pounds? **1170**

How many were 120-179 pounds? **1025**

How many were 180 pounds and over? **980**

Then the total hogs and pigs owned by this operation on December 1 was 5,045. Is that correct? **Yes**



December Hog Report Practice Interviews

What is the average value per head of Sows and Gilts used and to be used for breeding?
\$300

What is the average value per head of Boars used and to be used for breeding? **\$500**

What is the average value per head of Market hogs and pigs under 50 lbs? **\$35**

What is the average value per head of Market hogs and pigs 50 to 119 lbs? **\$55**

What is the average value per head of Market hogs and pigs 120 to 179 lbs? **\$100**

What is the average value per head of Market hogs and pigs 180 lbs and over? **\$150**

Did this operation own any hogs or pigs in another state on December 1? **No**

Did any sows or gilts owned by this operation farrow during the last three months? **Yes**

Now I would like to ask about the sows and gilts farrowed during the last three months starting with the most recent month.

How many sows and gilts owned by this operation farrowed during November? **105**

How many of the pigs from these 105 litters were owned by this operation on December 1?
945

How many pigs from these 105 litters were sold or slaughtered before December 1? **0**

How many sows and gilts owned by this operation farrowed during October? **90**

How many of the pigs from these 90 litters were owned by this operation on December 1?
790

How many pigs from these 90 litters were sold or slaughtered before December 1? **0**

How many sows and gilts owned by this operation farrowed during September? **95**

How many of the pigs from these 95 litters were owned by this operation on December 1?
840

How many pigs from these 95 litters were sold or slaughtered before December 1? **0**



December Hog Report Practice Interviews

How many weaned pigs and older hogs owned by this operation died during September, October, and November? **Maybe 100**

Were any hogs or pigs owned by this operation being raised under contract by another person or firm on December 1? **Yes**

How many producers were raising hogs or pigs for you under contract on December 1? **1**

How many hogs and pigs owned by this operation were being raised under contract by another person or firm on December 1? **2,350**

Did you include the 2,350 contract hogs in the 3,855 total hogs on hand December 1? **Yes**

Were any hogs or pigs owned by someone else on this operation on December 1? **No**

During 20XX (current calendar year), how many Hogs and Pigs were custom slaughtered at commercial establishments for consumption by this operation? **2 head**

During 20XX (current calendar year), how many Hogs and Pigs were slaughtered on this operation for consumption by this operation? **0**

Do you make any day-to-day decisions for another hog operation? **No**

Would you rather have a brief summary emailed to you at a later date? **No**



December Hog Report Practice Interviews

Practice Interview 2

Who is responding? **Operator**

Let me verify the name, address, and phone numbers that I have for this operation. Is this information correct?

Yes

Have the operator, manager, or partners involved in the day-to-day decisions changed? **No**

On December 1, did this operation own any hogs or pigs, regardless of location? **No**

Did this operation own hogs or pigs at any time from September 1 through November 30? **No**

Were any hogs or pigs owned by someone else on this operation on December 1? **Yes**

Are the day-to-day decisions for this operation made by: An individual operator, Partners, or a hired manager?

Individual operator

How many hogs and pigs owned by someone else were on this operation on December 1? **5,000**

To help eliminate duplication of reporting, would you please report the name, address, and phone number of the person or firm who owns the hogs and pigs?

What is the owner's name? **Charlotte S. Webb**

What is the address for Charlotte S. Webb? **123 Wibur Rd.**

What is the city for Charlotte S. Webb? **Hampton-Duroc**

What is the state for Charlotte S. Webb? **North Carolina**

What is the zip code for Charlotte S. Webb? **53543**

What is the phone number for Charlotte S. Webb? **(123)654-9870**

Is this hog owner a contractor? **Yes**

Will the operator own hogs or pigs at any time between now and June 1, 20XX (next calendar year)? **No**

During 20XX (current calendar year), how many Hogs and Pigs were custom slaughtered at commercial establishments for consumption by this operation? **0**

During 20XX (current calendar year), how many Hogs and Pigs were slaughtered on this operation for consumption by this operation? **0**

Do you make any day-to-day decisions for another hog operation? **No**

Would you rather have a brief summary emailed to you at a later date? **No**



December Hog Report Practice Interviews

Practice interview 3 is for an ANNUAL STATE

Practice Interview 3

Who is responding? **Operator**

Let me verify the name, address, and phone numbers that I have for this operation. Is this information correct?

Yes

Have the operator, manager, or partners involved in the day-to-day decisions changed? **No**

On December 1, did this operation own any hogs or pigs, regardless of location? **Yes**

Are the day-to-day decisions for this operation made by: an individual operator, partners, or a hired manager?

Individual

How many sows and gilts for breeding were owned by this operation on December 1? **24**

How many of the 24 sows and gilts are expected to farrow during December 20XX (current year), January, or February 20XX (next year)? **12**

How many of the 24 sows and gilts are expected to farrow during March, April, or May 20XX (next year)? **12**

How many boars and young males for breeding were owned by this operation on December 1? **1**

Of the hogs or pigs for market and home use owned by this operation on December 1, how many were in each of the following four weight groups?

How many were under 50 pounds? **36**

How many were 50-119 pounds? **0**

How many were 120-179 pounds? **0**

How many were 180 pounds and over? **0**

Then the total hogs and pigs owned by this operation on December 1 was 61. Is that correct? **Yes**

What is the average value per head of Sows and Gilts used and to be used for breeding? **\$250**

What is the average value per head of Boars used and to be used for breeding? **\$400**

What is the average value per head of Market hogs and pigs under 50 lbs? **\$35**

Did this operation own any hogs or pigs in another state on December 1? **No**



December Hog Report Practice Interviews

Did any Sows or Gilts owned by this operation Farrow during the last year? **Yes**

How many sows and gilts owned by this operation farrowed during Sept, Oct, and Nov? **12**

How many of the pigs from these 12 litters were (will be) weaned? **105**

How many sows and gilts owned by this operation farrowed during June, July, and Aug? **11**

How many of the pigs from these 12 litters were (will be) weaned? **92**

How many sows and gilts owned by this operation farrowed during Mar, Apr, and May? **11**

How many of the pigs from these 11 litters were (will be) weaned? **90**

How many sows and gilts owned by this operation farrowed during December 20XX (previous year), Jan and Feb 20XX (current year)? **10**

How many of the pigs from these 10 litters were (will be) weaned? **97**

How many weaned pigs and older hogs owned by this operation died during Sept, Oct, and Nov? **1**

How many weaned pigs and older hogs owned by this operation died during June, July, and Aug? **0**

Should get a warning for the lack of death loss – operator says they had good weather and no hogs died during that time frame.

How many weaned pigs and older hogs owned by this operation died during Mar, Apr, and May? **1**

How many weaned pigs and older hogs owned by this operation died during Dec 20XX (previous year), Jan and Feb 20XX (current year)? **1**



December Hog Report Practice Interviews

Were any hogs or pigs owned by this operation being raised under contract by another person or firm on December 1? **No**

Were any hogs or pigs owned by someone else on this operation on December 1? **No**

During 20XX (current calendar year), how many Hogs and Pigs were custom slaughtered at commercial establishments for consumption by this operation? **0**

During 20XX (current calendar year), how many Hogs and Pigs were slaughtered on this operation for consumption by this operation? **0**

Do you make any day-to-day decisions for another hog operation? **No**

Would you rather have a brief summary emailed to you at a later date? **No**



March Hog Report Practice Interviews

[Click here to return to list of materials](#)

Practice Interview 1

Who is responding? **Operator**

Let me verify the name, address, and phone numbers that I have for this operation. Is this information correct? **Yes**

Have the operator, manager, or partners involved in the day-to-day decisions for this operation changed since December 1, 20XX (previous year)? **No**

On March 1, 20XX (current year), did this operation own any hogs or pigs, regardless of location? **Yes**

Are the day-to-day decisions for this operation made by: an individual operator, partners, or a hired manager? **Individual**

How many sows and gilts for breeding were owned by this operation on March 1? **1200**

How many of the 1200 sows and gilts are expected to farrow during March, April, or May? **610**

How many of the 1200 sows and gilts are expected to farrow during June, July, or August? **600**

How many boars and young males for breeding were owned by this operation on March 1? **10** (uses mostly artificial insemination – AI)

Of the hogs or pigs for market and home use owned by this operation on March 1, how many were in each of the following four weight groups?

How many were under 50 pounds? **3900**

How many were 50-119 pounds? **3100**

How many were 120-179 pounds? **2200**

How many were 180 pounds and over? **1600**

Then the total hogs and pigs owned by this operation on March 1 was 12,010. Is that correct? **Yes**

Did this operation own any hogs or pigs in another state on March 1? **No**



March Hog Report Practice Interviews

- Did any sows or gilts owned by this operation farrow during the last three months? **Yes**
- Now I would like to ask about the sows and gilts farrowed during the last three months starting with the most recent month. How many sows and gilts owned by this operation farrowed during February? **200**
- How many of the pigs from these 200 litters were owned by this operation on March 1? **2000**
- How many pigs from these 200 litters were sold or slaughtered before March 1? **0**
- How many sows and gilts owned by this operation farrowed during January? **190**
- How many of the pigs from these 190 litters were owned by this operation on March 1? **1800**
- How many pigs from these 190 litters were sold or slaughtered before March 1? **0**
- How many sows and gilts owned by this operation farrowed during December 20XX (previous year)? **195**
- How many of the pigs from these 195 litters were owned by this operation on March 1? **1800**
- How many pigs from these 195 litters were sold or slaughtered before March 1? **0**
- How many weaned pigs and older hogs owned by this operation died during December 20XX (previous year), January and February 20XX (current year)? **Around 190**
- Were any hogs or pigs owned by this operation being raised under contract by another person or firm on March 1? **Yes**
- How many producers were raising hogs or pigs for you under contract on March 1? **1**
- How many hogs and pigs owned by this operation were being raised under contract by another person or firm on March 1? **4,000**
- Did you include the 4,000 contract hogs in the 12,010 total hogs on hand March 1? **Yes**
- Were any hogs or pigs owned by someone else on this operation on March 1? **No**
- Do you make any day-to-day decisions for another hog farm or ranch? **No**
- Would you rather have a brief summary emailed to you at a later date? **No**



March Hog Report Practice Interviews

Practice Interview 2

Who is responding? **Operator**

Let me verify the name, address, and phone numbers that I have for this operation. Is this information correct? **Yes**

Have the operator, manager, or partners involved in the day-to-day decisions for this operation changed since December 1, 20XX (previous year)? **No**

On March 1, did this operation own any hogs or pigs, regardless of location? **No**

Did this operation own hogs or pigs at any time from December 1, 20XX (previous year) through February 29, 20XX (current year)? **No**

Were any hogs or pigs owned by someone else on this operation on March 1? **Yes (I raise hogs under contract for someone else)**

How many hogs and pigs owned by someone else were on this operation on March 1? **4,200**

To help eliminate duplication of reporting, would you please report the name, address, and phone number of the person or firm who owns the hogs and pigs?

What is the owner's name? **Bill Hock**

What is the address for Bill Bacon? **543 Fatback Dr.**

What is the city for Bill Bacon? **Hampshire**

What is the state for Bill Bacon? **IL**

What is the zip code for Bill Bacon? **53543**

What is the phone number for Bill Bacon? **(123) 654-9870**

Is this hog owner a contractor? **Yes**

Will the operator (you) own hogs or pigs at any time between now and June 1? **No**

Do you make any day-to-day decisions for another hog farm or ranch? **No**

Would you rather have a brief summary emailed to you at a later date? **No**



March Hog Report Practice Interviews

Practice Interview 3 (has no hogs)

Who is responding? **Operator**

Let me verify the name, address, and phone numbers that I have for this operation. Is this information correct? **Yes**

Have the operator, manager, or partners involved in the day-to-day decisions for this operation changed since December 1, 20XX (previous year)? **No**

On March 1, did this operation own any hogs or pigs, regardless of location? **No**

Did this operation own hogs or pigs at any time from December 1, 20XX (previous year) through February 28, 20XX (current year)? **No**

Were any hogs or pigs owned by someone else on this operation on March 1? **No**

Will this operation raise hogs or pigs on this operation at any time between now and June 1? **No**

Does this operation own and operate any buildings, structures or facilities for raising hogs or pigs? **No (We quit raising hogs. Our buildings were old, so we bulldozed them down)**

Has this operation sold, rented, or turned over any hog facilities to someone else? **No**

Will the land be used for any agricultural purposes by you or anyone else in the next year?

Yes, I will still be raising crops.

Was Ima Farmer operating a farm or ranch on December 1, 20XX (previous year)? **Yes**

Do you make any day-to-day decisions for another hog farm or ranch? **No**

Would you rather have a brief summary emailed to you at a later date? **No**



June Hog Report Practice Interviews

[Click here to return to list of materials](#)

Practice Interview 1

Who is responding? **Operator**

Let me verify the name, address, and phone numbers that I have for this operation. Is this information correct? **Yes**

Have the operator, manager, or partners involved in the day-to-day decisions for this operation changed since March 1? **No**

On June 1, did this operation own any hogs or pigs, regardless of location? **Yes**

Are the day-to-day decisions for this operation made by: an individual operator, partners, or a hired manager? **Individual**

How many sows and gilts for breeding were owned by this operation on June 1? **4200**

How many of the 4200 sows and gilts are expected to farrow during June, July, or August? **2150**

How many of the 4200 sows and gilts are expected to farrow during September, October, or November? **2090**

How many boars and young males for breeding were owned by this operation on June 1? **20** (uses mostly artificial insemination – AI)

Of the hogs or pigs for market and home use owned by this operation on June 1, how many were in each of the following four weight groups?

How many were under 50 pounds? **13,500**

How many were 50-119 pounds? **11,000**

How many were 120-179 pounds? **9,000**

How many were 180 pounds and over? **7,200**

Then the total hogs and pigs owned by this operation on June 1 was 44,920. Is that correct? **Yes**

Did this operation own any hogs or pigs in another state on June 1? **No**



June Hog Report Practice Interviews

Did any sows or gilts owned by this operation farrow during the last three months? **Yes**
Now I would like to ask about the sows and gilts farrowed during the last three months starting with the most recent month. How many sows and gilts owned by this operation farrowed during May? **700**

How many of the pigs from these 700 litters were owned by this operation on June 1? **6600**

How many pigs from these 700 litters were sold or slaughtered before June 1? **0**

How many sows and gilts owned by this operation farrowed during April? **690**

How many of the pigs from these 700 litters were owned by this operation on June 1? **6540**

How many pigs from these 700 litters were sold or slaughtered before June 1? **0**

How many sows and gilts owned by this operation farrowed during March? **695**

How many of the pigs from these 695 litters were owned by this operation on June 1? **6520**

How many pigs from these 695 litters were sold or slaughtered before June 1? **0**

How many weaned pigs and older hogs owned by this operation died during March, April and May? If you don't know the number, you can provide the percent. **I don't know exactly how many died**

What percent of weaned pigs and older hogs owned by this operation died during March, April, and May? **Typically, about 1.5%**



June Hog Report Practice Interviews

Were any hogs or pigs owned by this operation being raised under contract by another person or firm on June 1? **Yes**

How many producers were raising hogs or pigs for you under contract on June 1? **7**

How many hogs and pigs owned by this operation were being raised under contract by another person or firm on June 1? **28,000**

Did you include the 28,000 contract hogs in the 44,920 total hogs on hand June 1? **Yes**

Were any hogs or pigs owned by someone else on this operation on June 1? **No**

Do you make any day-to-day decisions for another hog farm or ranch? **No**

Would you rather have a brief summary emailed to you at a later date? **No**



June Hog Report Practice Interviews

Practice Interview 2

Who is responding? **Operator**

Let me verify the name, address, and phone numbers that I have for this operation. Is this information correct? **Yes**

Have the operator, manager, or partners involved in the day-to-day decisions for this operation changed since March 1? **No**

On June 1, did this operation own any hogs or pigs, regardless of location? **No**

Did this operation own hogs or pigs at any time from March 1 through May 31? **No**

Were any hogs or pigs owned by someone else on this operation on June 1? **Yes**

How many hogs and pigs owned by someone else were on this operation on June 1? **2,400**

To help eliminate duplication of reporting, would you please report the name, address, and phone number of the person or firm who owns the hogs and pigs?

What is the owner's name? **Jim Dean**

What is the address for Jim Dean? **123 Ham Hock Dr.**

What is the city for Jim Dean? **Hampshire**

What is the state for Jim Dean? **Iowa**

What is the zip code for Jim Dean? **53543**

What is the phone number for Jim Dean? **(123)654-9870**

Is this hog owner a contractor? **Yes**

Will the operator own hogs or pigs at any time between now and June 1? **No**

Do you make any day-to-day decisions for another hog farm or ranch? **No**

Would you rather have a brief summary emailed to you at a later date? **No**



June Hog Report Practice Interviews

Practice Interview 3

Who is responding? **Operator**

Let me verify the name, address, and phone numbers that I have for this operation. Is this information correct? **Yes**

Have the operator, manager, or partners involved in the day-to-day decisions for this operation changed since March 1? **No**

On June 1, did this operation own any hogs or pigs, regardless of location? **Yes**

Are the day-to-day decisions for this operation made by: an individual operator, partners, or a hired manager? **Individual**

How many sows and gilts for breeding were owned by this operation on June 1? **1,000**

How many of the 1,000 sows and gilts are expected to farrow during June, July, or August? **525**

How many of the 1,000 sows and gilts are expected to farrow during September, October, or November? **525**

How many boars and young males for breeding were owned by this operation on June 1? **30**

Of the hogs or pigs for market and home use owned by this operation on June 1, how many were in each of the following four weight groups?

How many were under 50 pounds? **1,530**

How many were 50-119 pounds? **0**

How many were 120-179 pounds? **0**

How many were 180 pounds and over? **0**

Then the total hogs and pigs owned by this operation on June 1 was 2,560. Is that correct? **Yes**

Did this operation own any hogs or pigs in another state on June 1? **No**



June Hog Report Practice Interviews

- Did any sows or gilts owned by this operation farrow during the last three months? **Yes**
- Now I would like to ask about the sows and gilts farrowed during the last three months starting with the most recent month. How many sows and gilts owned by this operation farrowed during May? **170**
- How many of the pigs from these 170 litters were owned by this operation on June 1? **1,530**
- How many pigs from these 170 litters were sold or slaughtered before June 1? **0**
- How many sows and gilts owned by this operation farrowed during April? **170**
- How many of the pigs from these 170 litters were owned by this operation on June 1? **0** (sells feeder pigs at 3 weeks of age – leave this note)
- How many pigs from these 170 litters were sold or slaughtered before June 1? **1,500**
- How many sows and gilts owned by this operation farrowed during March? **170**
- How many of the pigs from these 170 litters were owned by this operation on June 1? **0**
- How many pigs from these 170 litters were sold or slaughtered before June 1? **1,500**
- How many **weaned** pigs and older hogs owned by this operation died during March, April and May? **15**
- Only has breeding stock and unweaned pigs on hand, mature hogs have less death loss than pigs
- Were any hogs or pigs owned by this operation being raised under contract by another person or firm on June 1? **No**
- Were any hogs or pigs owned by someone else on this operation on June 1? **No**
- Do you make any day-to-day decisions for another hog farm or ranch? **No**
- Would you rather have a brief summary emailed to you at a later date? **No**



September Hog Report Practice Interviews

[Click here to
return to list
of materials](#)

Practice Interview 1

Who is responding? **Operator**

Let me verify the name, address, and phone number that I have for this operation. Is this information correct? **Yes**

Has this operation owned or raised hogs or pigs at any time since June 1? **Yes**

Are the day-to-day decisions for this operation made by? **Individual**

On September 1, did this operation OWN ANY HOGS or PIGS, regardless of location? **Yes**

How many SOWS and GILTS for BREEDING were owned by this operation on September 1? **100**

How many of the 100 SOWS and GILTS are expected to farrow during September, October, or November? **50**

How many of the 100 SOWS and GILTS are expected to farrow during December, January or February 20XX (next year)? **50**

How many BOARS and YOUNG MALES for BREEDING were owned by this operation on September 1? **2**

Of the HOGS or PIGS for MARKET and HOME USE owned by this operation on September 1, how many were UNDER 50 POUNDS? **250**

How many were 50-119 POUNDS? **120**

How many were 102-179 POUNDS? **20**

How many were 180 POUNDS and OVER? **20**

Then the TOTAL HOGS and PIGS owned by this operation on September 1 was 512. Is that correct? **Yes**

Did this operation own any HOGS or PIGS in another STATE on September 1? **No**



September Hog Report Practice Interviews

Did any SOWS or GILTS owned by this operation FARROW during the LAST THREE MONTHS?

Yes

How many SOWS and GILTS owned by this operation FARROWED during August? **17**

How many of the pigs from these 17 litters were OWNED by this operation on September 1? **170**

How many pigs from these 17 litters were SOLD or SLAUGHTERED before September 1? **0**

How many SOWS and GILTS owned by this operation FARROWED during July? **16**

How many of the pigs from these 16 litters were OWNED by this operation on September 1? **160**

How many pigs from these 16 litters were SOLD or SLAUGHTERED before September 1? **2**

How many SOWS and GILTS owned by this operation FARROWED during June? **16**

How many pigs from these 16 litters were OWNED by this operation on September 1? **160**

How many pigs from these 16 litters were SOLD or SLAUGHTERED before September 1? **4**

How many WEANED PIGS and OLDER HOGS OWNED BY THIS OPERATION died during June, July and August? **14**

Were any HOGS or PIGS OWNED by this operation being raised UNDER CONTRACT by another person or firm on September 1? **No**

Were any HOGS or PIGS OWNED by SOMEONE ELSE on this operation on September 1? **No**

Do you make any day-to-day decisions for another hog operation? **No**

Does not need survey results emailed. Will go to the website



September Hog Report Practice Interviews

Practice Interview 2 (contractee)

Who is responding? **Operator**

Let me verify the name, address, and phone number that I have for this operation. Is this information correct? **Yes**

Has this operation owned or raised HOGS or PIGS AT ANY TIME since June 1? **No**

Were any HOGS or PIGS OWNED BY SOMEONE ELSE on this operation on September 1? **Yes**

How many HOGS and PIGS OWNED BY SOMEONE ELSE were on this operation on September 1? **250**

What is the owner's NAME? **Hog Farmer**

What is the ADDRESS for Hog Farmer?

123 Piggy Lane

Oink, OK 12345

What is the PHONE number for HOG FARMER? **555-123-4567**

Is this hog owner a CONTRACTOR? **Yes**

Will the operator, own hogs or pigs at any time between now and December 1? **No**

Do you make any day-to-day decisions for another hog operation? **No**

Does not need results emailed. Will go to the website for results.



September Hog Report Practice Interviews

Practice Interview 3

Who is responding? **Operator**

Let me verify the name, address, and phone number that I have for this operation. Is this information correct? **Yes**

Has this operation owned or raised hogs or pigs at any time since June 1? **Yes**

Are the day-to-day decisions for this operation made by? **Individual**

On September 1, did this operation OWN ANY HOGS or PIGS, regardless of location? **Yes**

How many SOWS and GILTS for BREEDING were owned by this operation on September 1? **500**

How many of the 500 SOWS and GILTS are expected to farrow during September, October, or November? **250**

How many of the 500 SOWS and GILTS are expected to farrow during December, January or February 20XX (next year)? **250**

How many BOARS and YOUNG MALES for BREEDING were owned by this operation on September 1? **4**

Of the HOGS or PIGS for MARKET and HOME USE owned by this operation on September 1, how many were UNDER 50 POUNDS? **1,117**

How many were 50-119 POUNDS? **964**

How many were 120-179 POUNDS? **225**

How many were 180 POUNDS and OVER? **0**

Then the TOTAL HOGS and PIGS owned by this operation on September 1 was 2,810. Is that correct?

Yes

Did this operation own any HOGS or PIGS in another STATE on September 1? **No**



September Hog Report Practice Interviews

Did any SOWS or GILTS owned by this operation FARROW during the LAST THREE MONTHS? **Yes**

How many SOWS and GILTS owned by this operation FARROWED during August? **83**

How many of the pigs from these 83 litters were OWNED by this operation on September 1? **830**

How many pigs from these 83 litters were SOLD or SLAUGHTERED before September 1? **0**

How many SOWS and GILTS owned by this operation FARROWED during July? **82**

How many of the pigs from these 82 litters were OWNED by this operation on September 1? **574**

How many pigs from these 82 litters were SOLD or SLAUGHTERED before September 1? **2**

How many SOWS and GILTS owned by this operation FARROWED during June? **82**

How many of the pigs from these 82 litters were OWNED by this operation on September 1? **902**

How many pigs from these 82 litters were SOLD or SLAUGHTERED before September 1? **3**

How many WEANED PIGS and OLDER HOGS OWNED BY THIS OPERATION died during June, July and August? **I don't know just how many but we usually run about 2% on death loss**

Were any HOGS or PIGS OWNED by this operation being raised UNDER CONTRACT by another person or firm on September 1? **Yes**

How many PRODUCERS were raising hogs or pigs for you UNDER CONTRACT on September 1? **1**

How many HOGS and PIGS OWNED by this operation were being RAISED UNDER CONTRACT by another person or firm on September 1? **150**

Did you include the 150 contract hogs in the 2,810 total hogs on hand September 1? **Yes**

Were any HOGS or PIGS OWNED by SOMEONE ELSE on this operation on September 1? **No**

Do you make any day-to-day decisions for another hog operation? **No**

Does not need survey results emailed. Will get them from website.

