




Soybean Objective Yield Procedures



Count all blooms, dried flowers, and pods (all shown on same plant in this picture) on all parts of all plants within each 6-inch section. Consider as blooms any buds which have the white or purple petals of the flower showing, even though they have not started to unfold or have only partially unfolded.

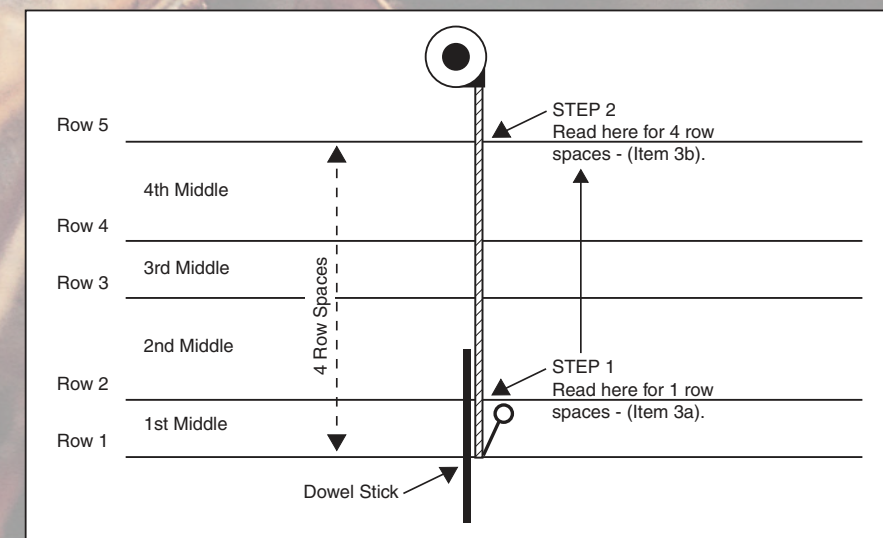
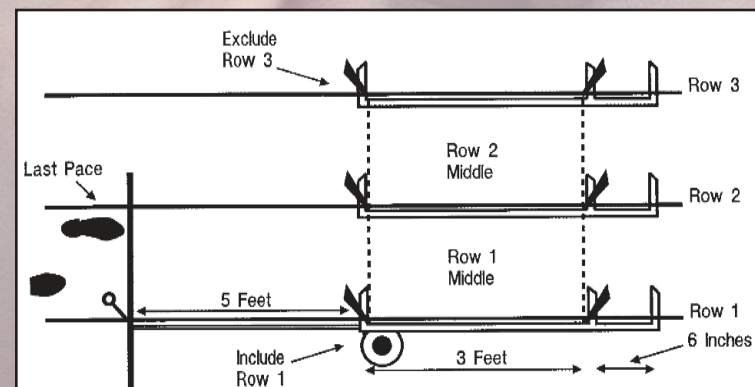


The soybeans frame identifies the 3-foot and 6-inch sections. Count plants in each section. Additional counts will be made in the 6-inch section.



Lateral branches that are counted in the 6-inch section must have at least one leaf, one node, and one bloom or pod.

Pick up all beans and pods inside the gleaning unit outlined by the four red stakes. Do **not** exclude pods which in your judgement would pass through the combine and not be harvested. Beans and pods missed by the farmer during harvest will indicate harvesting losses.



The width across 4 row spaces is measured from the center of the plants in Row 1 to the center of the plants in Row 5.



CODE 2: This covers all plant growth stages until the pods are full. All leaves will still be green. Flowers may or may not be present.

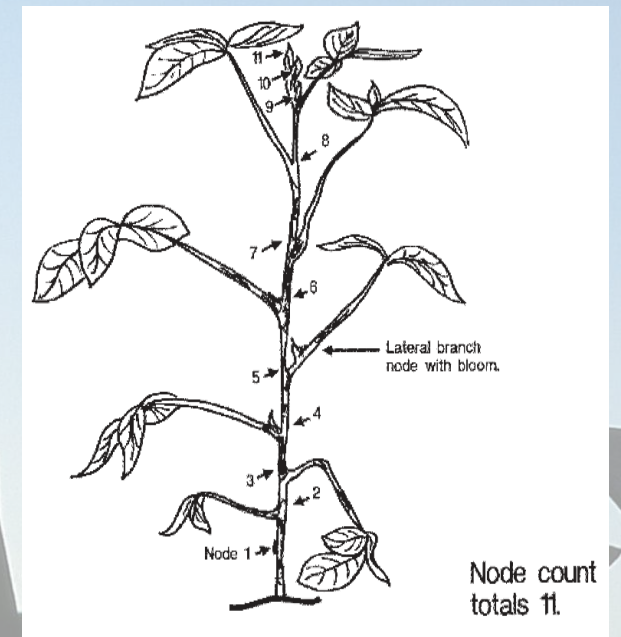


CODE 5: The pods are brown and open easily. The beans have shrunk inside the pods. Most or all of the leaves have been shed by the plants.

CODE 3: The leaves are turning yellow on nearly all plants, although green leaves may still be more numerous. Most pods are full and some are ripening.



Count all nodes on the main stems of the plants inside the 6-inch row section. Several nodes may be found at the top of the main stem; count as many of these as you can without taking the tip apart. In a few rare cases, the main stem may fork and form two main stems; if this occurs, treat them both as the main stem.



CODE 4: Leaves have turned yellow and some have fallen. The pods are full size and are going from green to brown, but many pods will still be green. Beans are not firm and have not completely shrunk inside the pods.



The first and last plants of the 6-inch row section are marked with red plastic ties or flagging ribbon. Count all soybean plants inside this section, regardless of their size or physical condition.